

1 · 4 · 1

( FEEDBACK )

**ANALYSIS**

**REPORT OF**

**STUDENTS**


**FEEDBACK ON**

**CURRICULUM**

**ACADEMIC YEAR 2021-22**



**SEM- I/III/V**



## ANALYSIS REPORT OF STUDENTS FEEDBACK ON CURRICULUM ACADEMIC YEAR 2021-22 (SEM- I/III/V)

### Introduction:

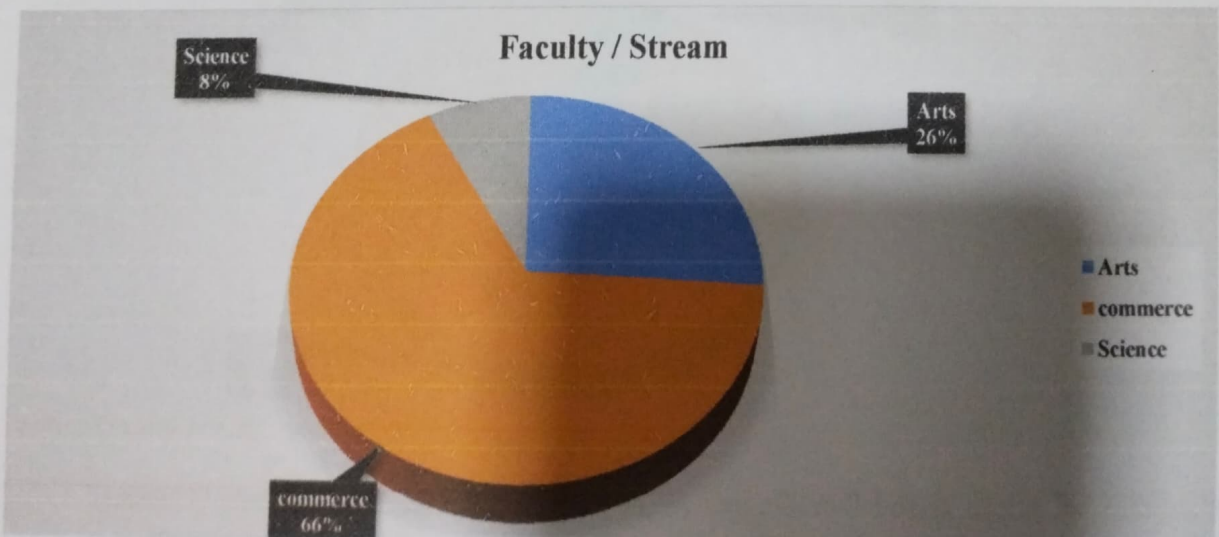
Feedback plays an important role in improving the curriculum as well as in the development of the educational institution. The College collects online feedback on various curriculum aspects and courses from different stakeholders such as the Students, Alumni, Faculty and Employers. The feedback collected from the individuals has been analyzed and taken into consideration for the development of the curriculum.

### Student Feedback:


The students are the most important stakeholders of Higher Education systems. We have collected semester-wise online feedback from our undergraduate students and postgraduate students. We have received students' online feedback on the syllabus of the various programs designed by Mumbai University, Mumbai.

### Faculty / Stream:

This academic year, students from Arts, Commerce, and Science participated in the online feedback process conducted by the college.

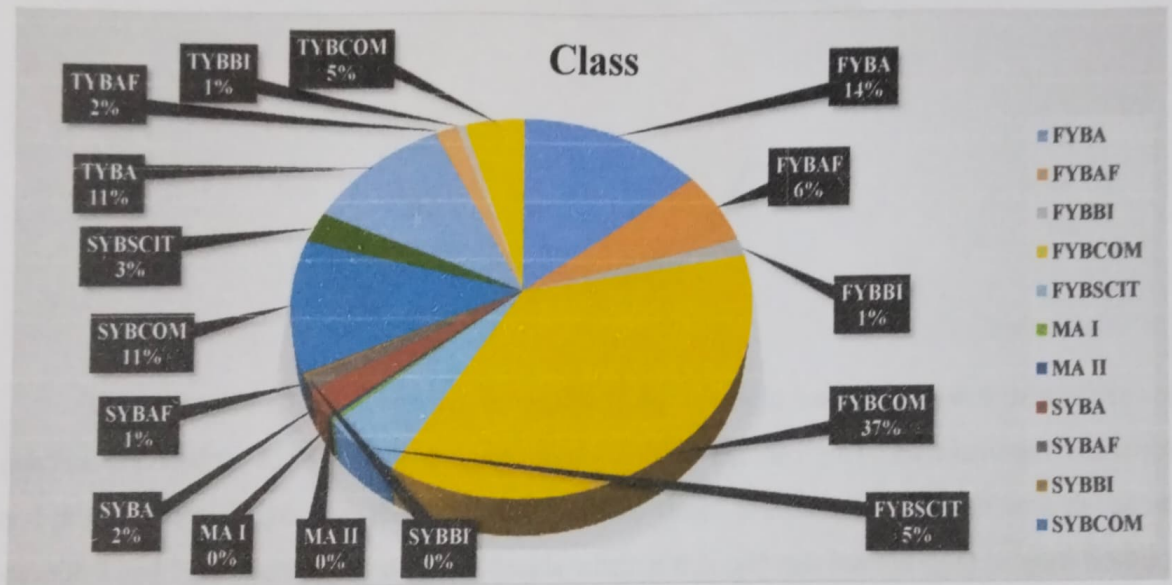


According to the above pie chart, 26% of the students in the arts branch gave their feedback on the course. 66% of commerce students gave feedback on their courses. 8% of science students registered their participation.

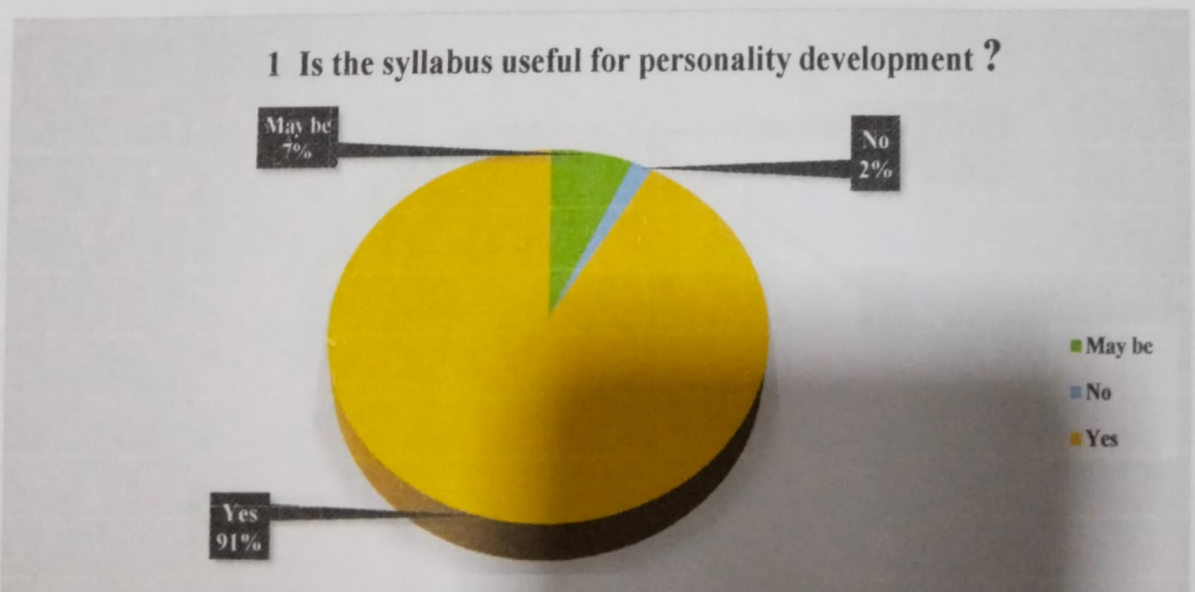


### Class:

Students of the first year, second year, and third year undergraduate classes of Arts, Commerce and Science Faculty, and the postgraduate first year and second-year classes of Arts submitted their feedback related to the curriculum. The following chart shows the feedback status of all the classes.



### Personality Development:

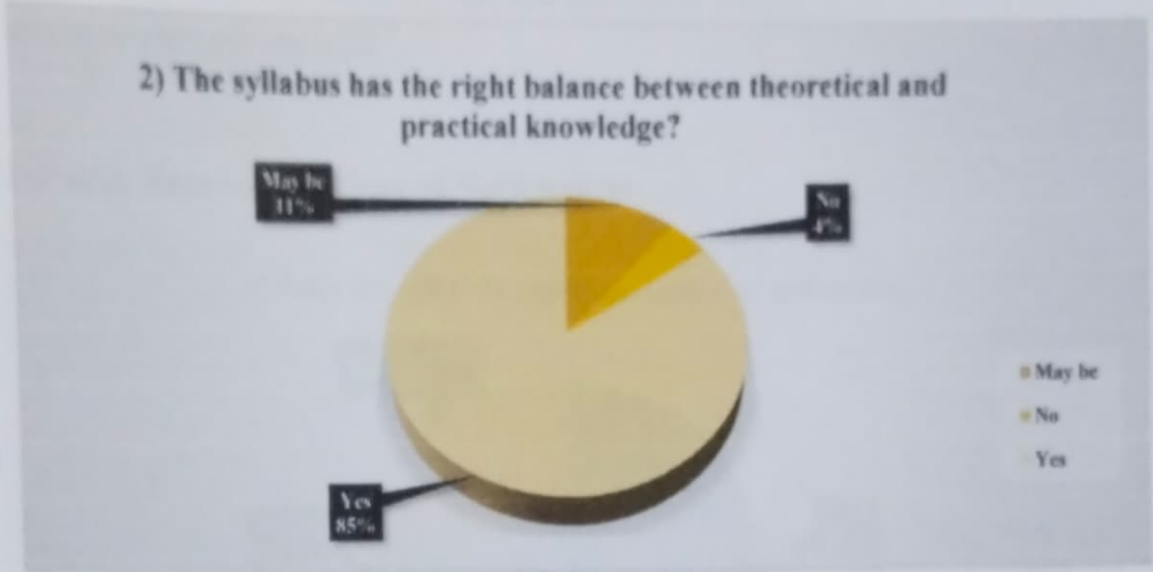


Student feedback presented by Pie Chart shows that the syllabus is useful for personality development. 91% of students agree that the syllabus is suitable for personality development. The

above chart shows that 2% of students do not agree with the above statement and 7% of students could not decide whether this syllabus is suitable for personality development.

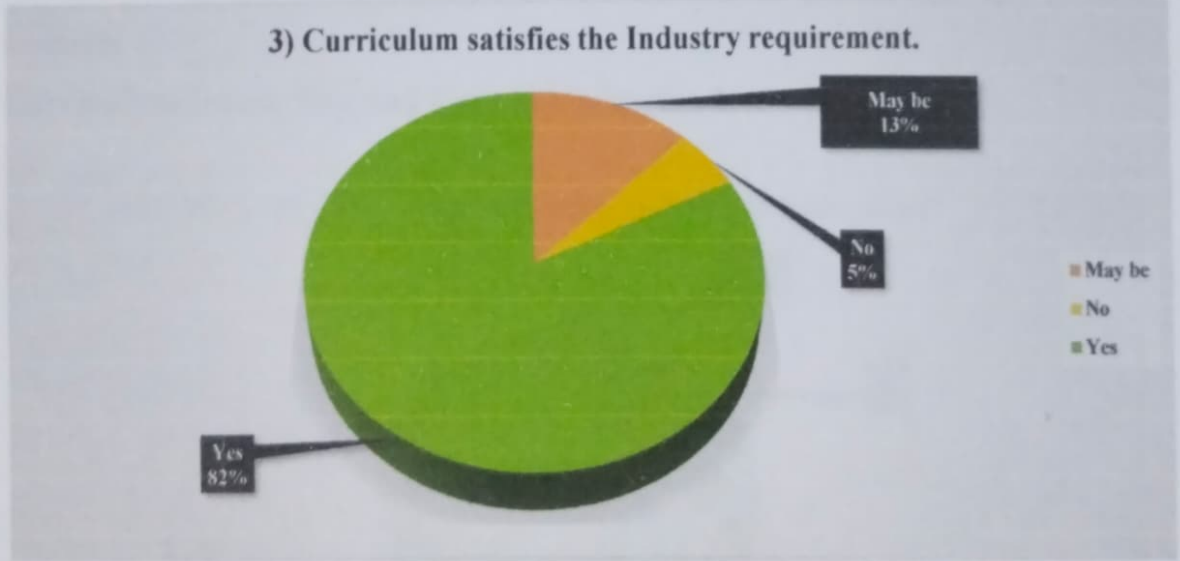


### Balance Between Theoretical and Practical Knowledge:



The above Pie Chart shows that the syllabus has the right balance between theoretical and practical knowledge. 85% of students agree that the syllabus has the right balance between theoretical and practical knowledge. The above chart shows that 4% of students do not agree with the above statement and 11% of students could not decide whether this syllabus has the right balance between theoretical and practical knowledge.

### Curriculum Satisfies the Industry Requirement:

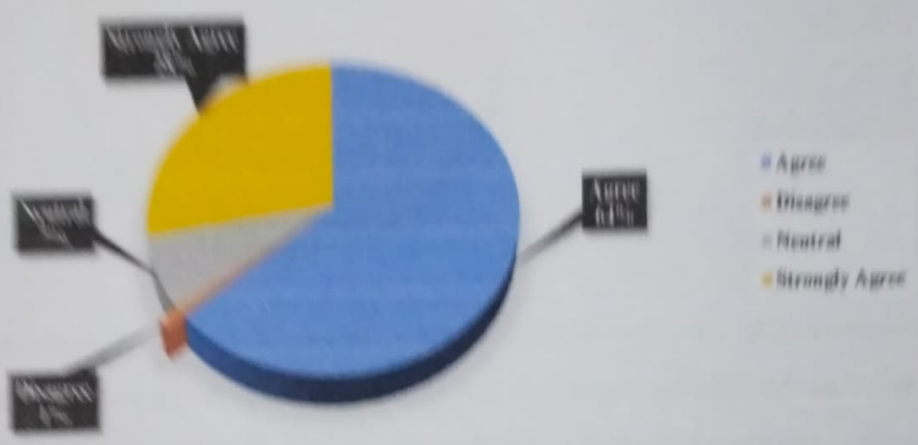




Students have expressed the opinion that the curriculum meets the needs of the industry. While asking the above question asked to the students participating in the Student Feedback, 84% of the students agree that the curriculum meets the industry's needs. The above chart shows that 9% of students do not agree with the above statement and 14% of students could not decide whether this curriculum meets industry needs.

**Syllabus Represent Values of Nationality:**

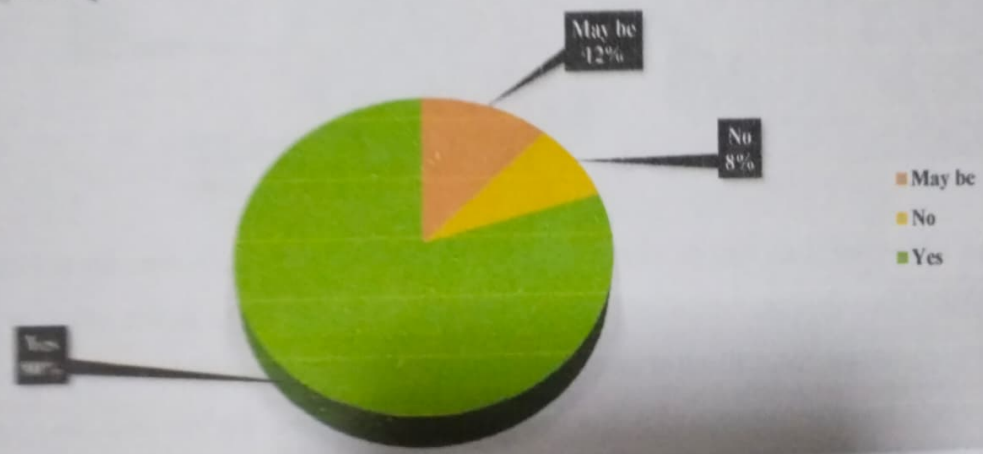
4) Does the syllabus represent values of nationality?




The above chart shows that most of the students agree with the statement that **'The curriculum represents the values of nationality'**. 92% of the students agree that the curriculum represents the values of nationality. The above chart shows that 1% of students do not agree with the above statement. 7% of students are neutral on the statement that the syllabus represents values of nationality.

**Curriculum Interesting and Easy to Understand:**

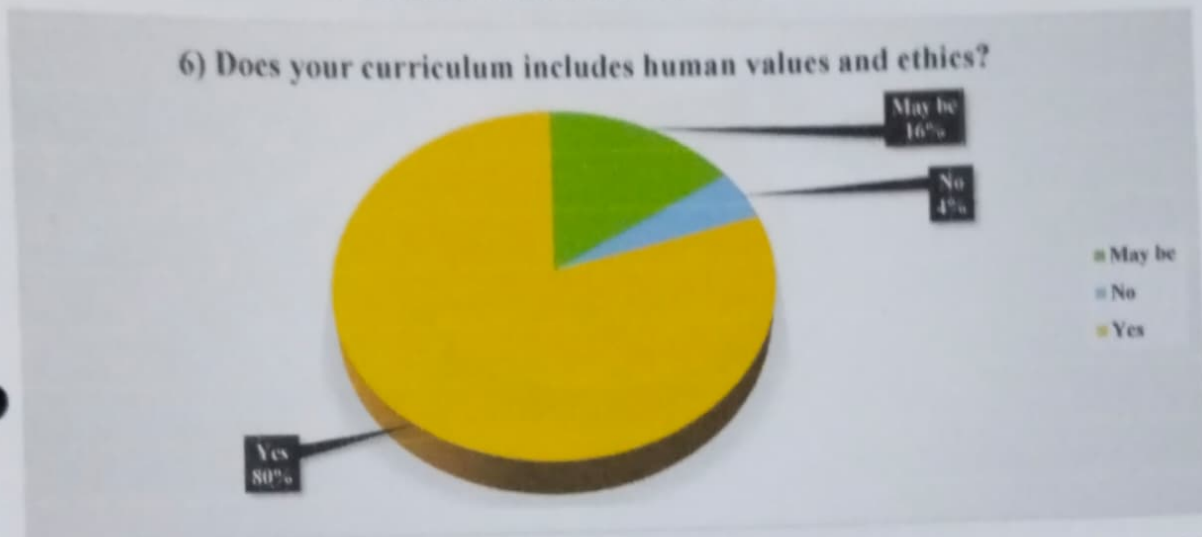
5) Does your Curriculum interesting and easy to understand?



The student is an important stakeholder in the education system. Therefore, the curriculum must be interesting and easy for students to understand. In this context, 80% of the students said that the course is interesting and easy to understand. 8% of students disagreed and 12% of students could not express their views in this regard.

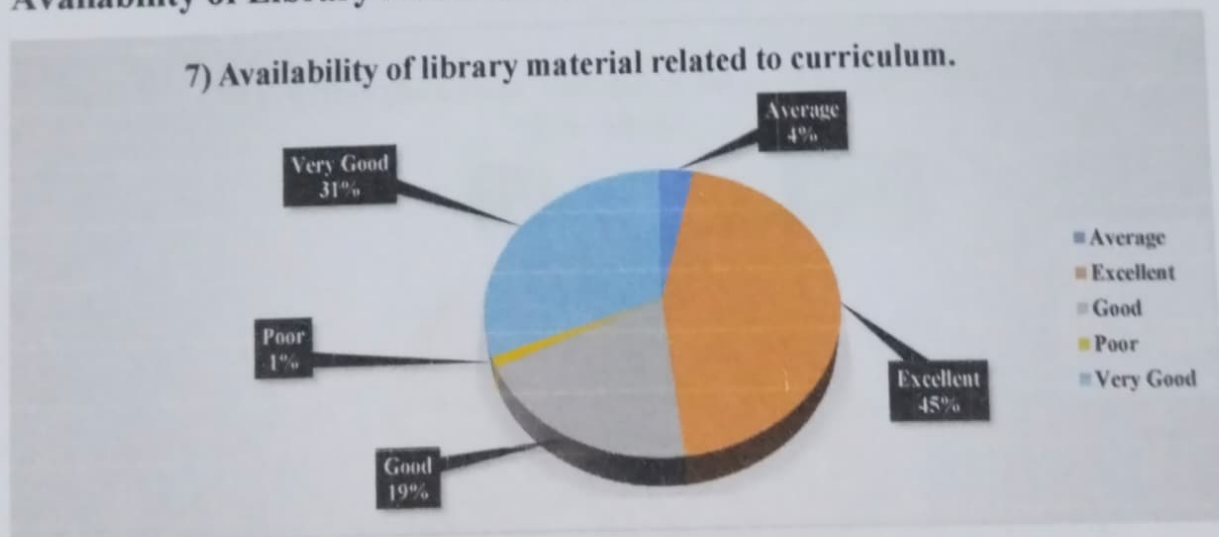


### Curriculum Includes Human Values and Ethics:




Education is not just a tool for the degree, it is a tool for inculcating human values and ethics in the minds of students. Regarding the above question, 80% of the students said that the curriculum includes human values and ethics. 4% of students do not agree with the above opinion. 16% of students were confused about whether the curriculum should include human values and ethics.

### Availability of Library Material Related to Curriculum:



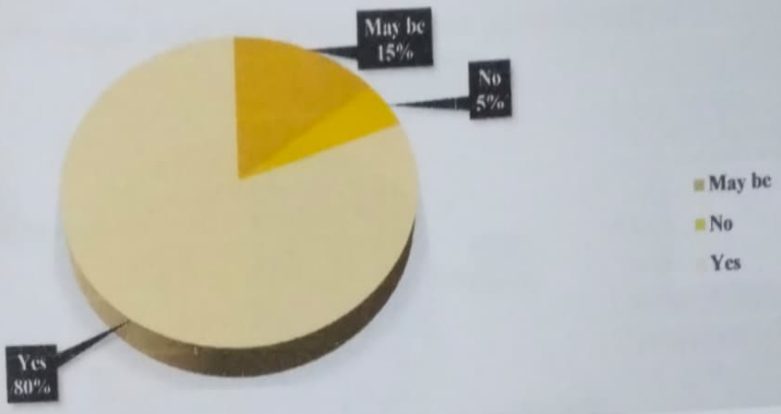
The library is the main source of knowledge for college students. In this view, the library has a fair number of books related to the curriculum. In this regard, 45% of the students said that the availability of textbooks and reference books related to the curriculum in the library is excellent. 31% of the students mentioned that the availability of textbooks and reference books related to the

curriculum in the library was very good and 19% of the students mentioned that it was good. Overall 95% of the students expressed their opinion that there is sufficient availability of textbooks and reference books in the library.



### Course Employability:

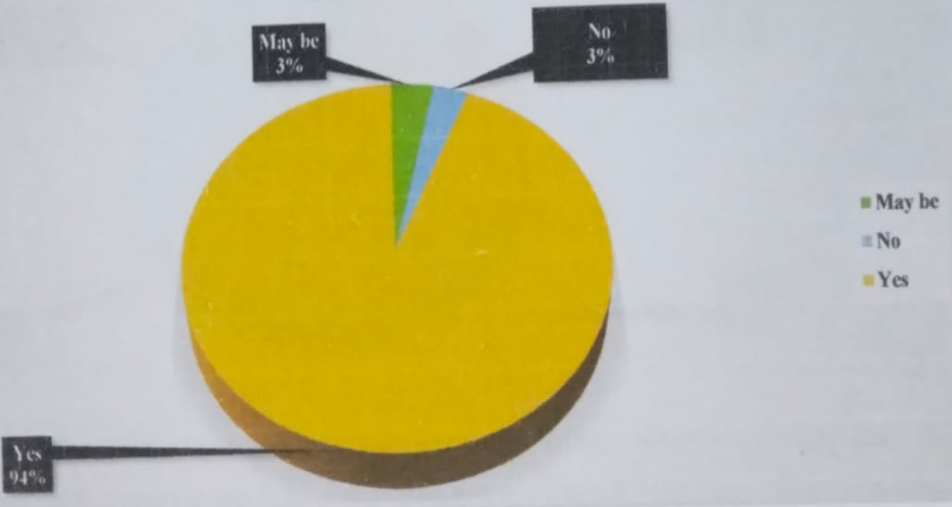
8) Whether the course is employable?




Although students gain knowledge through education, the main purpose of their education is to gain employment by learning. In this regard, the curriculum needs to be employable in the modern age. In that sense, 80% of students think the syllabus is employable. 5% of students feel that the course is not employable. 15% of students mentioned that the syllabus is probably employable.

### Course Is Useful in Terms of Further Higher Education:

9) Whether the course is useful in terms of further higher Education?

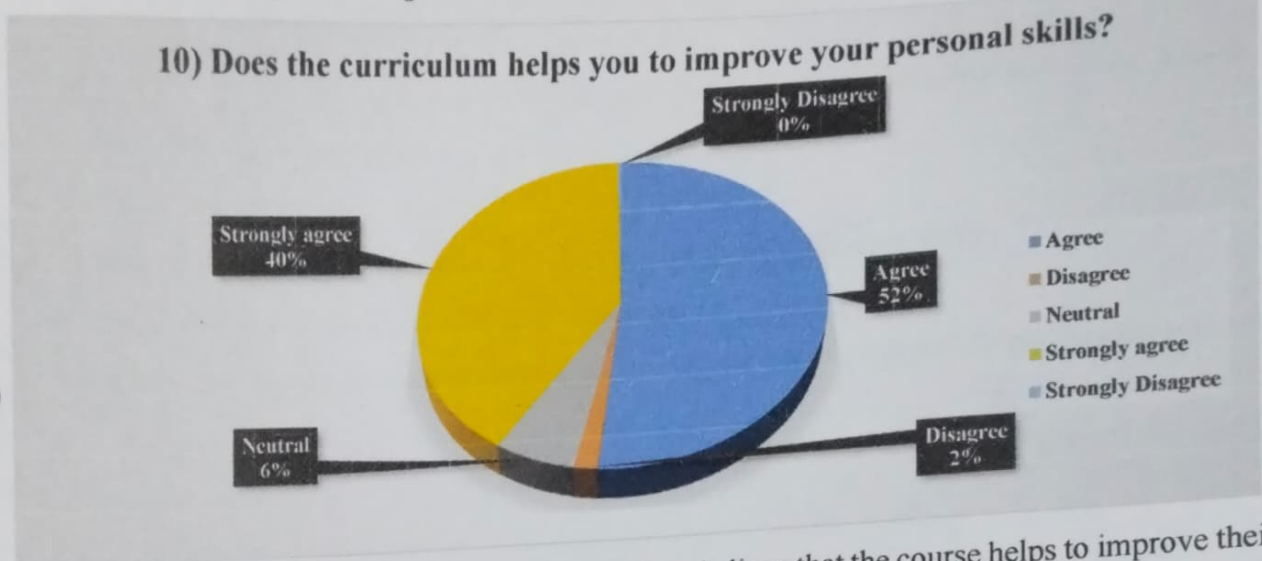






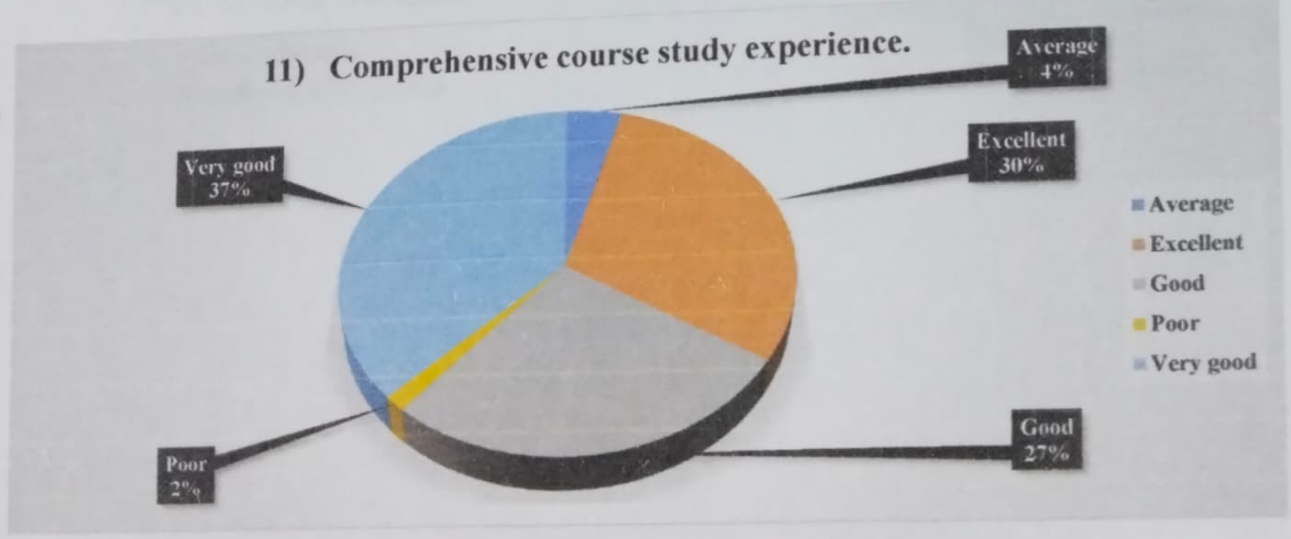
As shown in the above chart, 94% of the students mentioned that the course is useful for further higher education. According to 3% of students, the curriculum may be useful for further higher education. 3% of students do not agree with the above statement.

### Curriculum Helps to Improve Personal Skills:



As shown in the above pie chart, 92% of students believe that the course helps to improve their skills. 6% of students remained neutral on this question. 2% of students do not agree with the above statement.

### Course Study Experience:




Students go through the learning experience every year. When students were asked about the overall experience of this year's study, 30% of the students mentioned that the study experience of the course was excellent. 37% of the students mentioned that the study experience was very good while 27% of the students said that the study experience of the course was good.





## Suggestions for Improving the Syllabus:

- 1) Make a simple language of the theory subject.
- 2) I think it should be easy and good to improve the study.
- 3) Practical knowledge is the most important
- 4) Yes, the syllabus is very nice.
- 5) Re-evaluate goals or objectives of curriculums.
- 6) There is no practical knowledge about business, industry and employment skills. I think it should be included in it.
- 7) Consider job trends.
- 8) Try to give us more practical for improving our communication skills.
- 9) State the general learning goals and Objectives.
- 10) It is needed for employment opportunities. The actual work is much different than the syllabus.

  
**Prof. Archana Ghanghav**

Co-ordinator  
Feedback Committee

  
**Prof. Dr. Anil Singh**  
**Sonubhai Baswant College of**  
**Arts and Commerce.**  
Principal  
Shahapur, Dist. Thane - 421601.



**ANALYSIS REPORT OF  
STUDENTS FEEDBACK ON  
CURRICULUM**

ACADEMIC YEAR 2021-22

SEM-III/VI



## ANALYSIS REPORT OF STUDENTS FEEDBACK ON CURRICULUM ACADEMIC YEAR 2021-22 SEM-II/IV/VI

### Introduction:

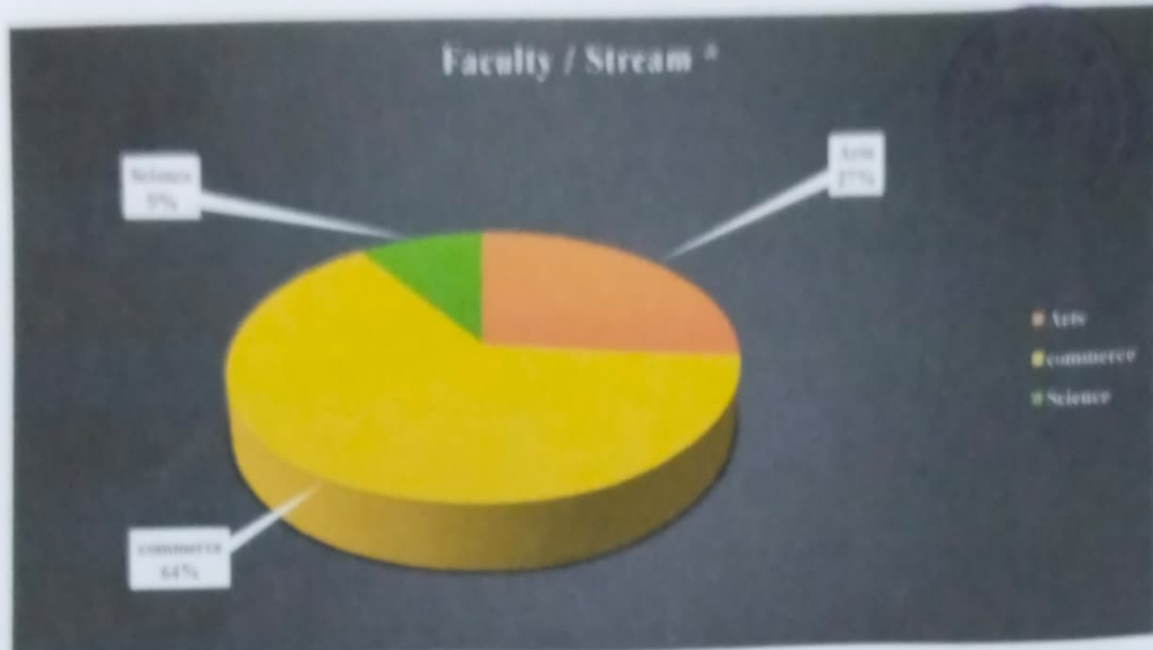
Feedback plays an important role in improving the curriculum as well as in the development of the educational institution. The College collects online feedback on various curriculum aspects and courses from different stakeholders such as the Students, Alumni, Faculty and Employers. The feedback collected from the individuals has been analyzed and taken into consideration for the development of the curriculum.

### Student Feedback:

The students are the most important stakeholders of Higher Education systems. We have collected semester-wise online feedback from our undergraduate students and postgraduate students. We have received online feedback on the syllabus of the various programs designed by Mumbai University, Mumbai.

### Faculty / Stream:

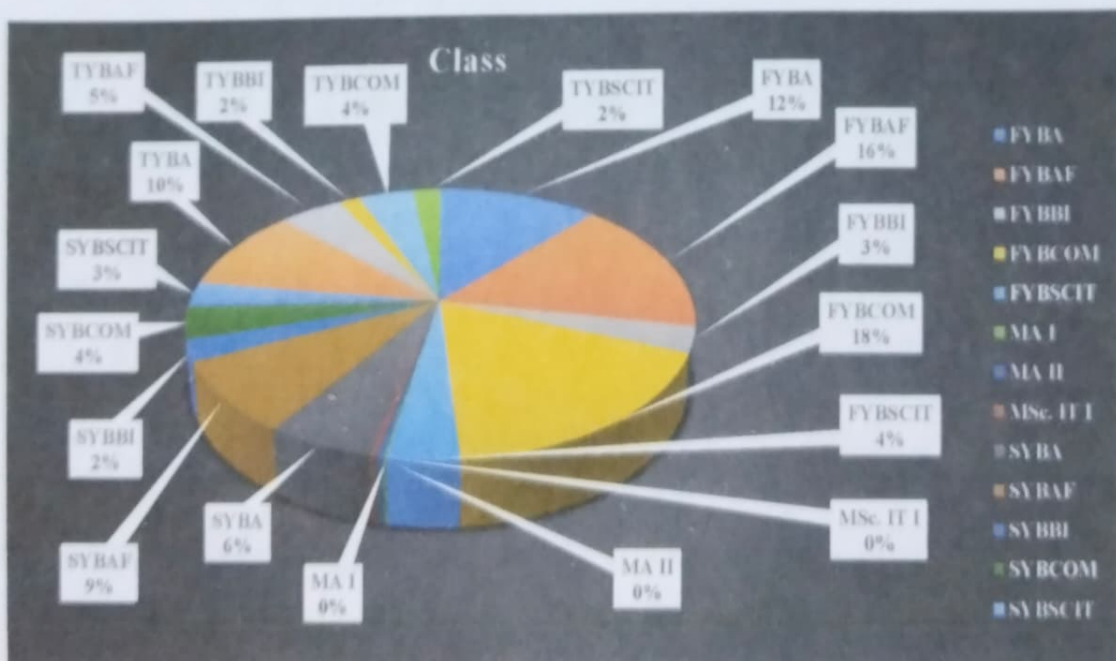
This academic year, students from Arts, Commerce, and Science participated in the online feedback process conducted by the college.



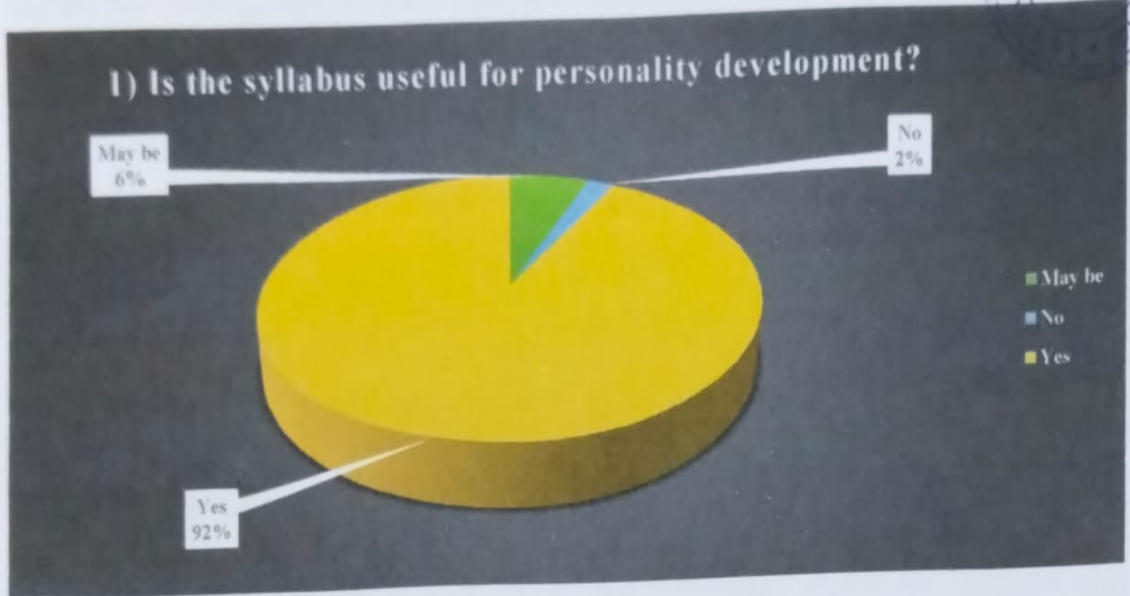
According to the above pie chart, 27% of the students in the arts branch gave their feedback on the course. 64% of commerce students gave feedback on their courses. 9% of science students registered their participation.

### Class:

Students of the first year, second year, and third year undergraduate classes of Arts, Commerce and Science Faculty, and the postgraduate first year and second-year classes of Arts submitted their feedback related to the curriculum. The following chart shows the feedback status of all the classes.

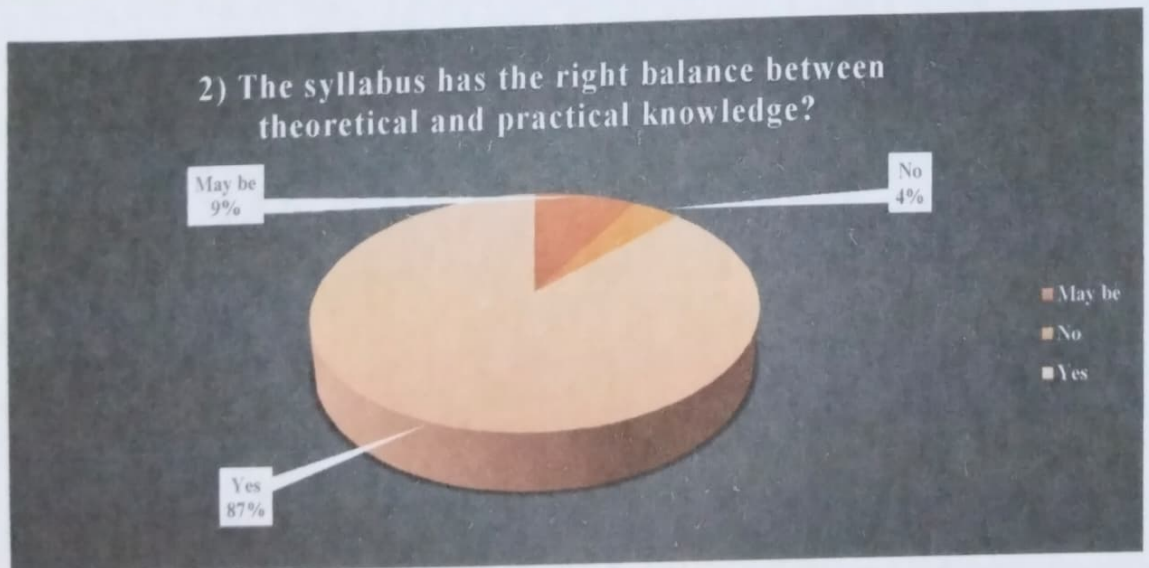


## Personality Development:




Students' feedback presented by Pie Chart shows that the syllabus is useful for personality development. 92% of students agree that the syllabus is suitable for personality development. The above chart shows that 2% of students do not agree with the above statement and 6% of students could not decide whether this syllabus is suitable for personality development.

## Balance Between Theoretical and Practical Knowledge:

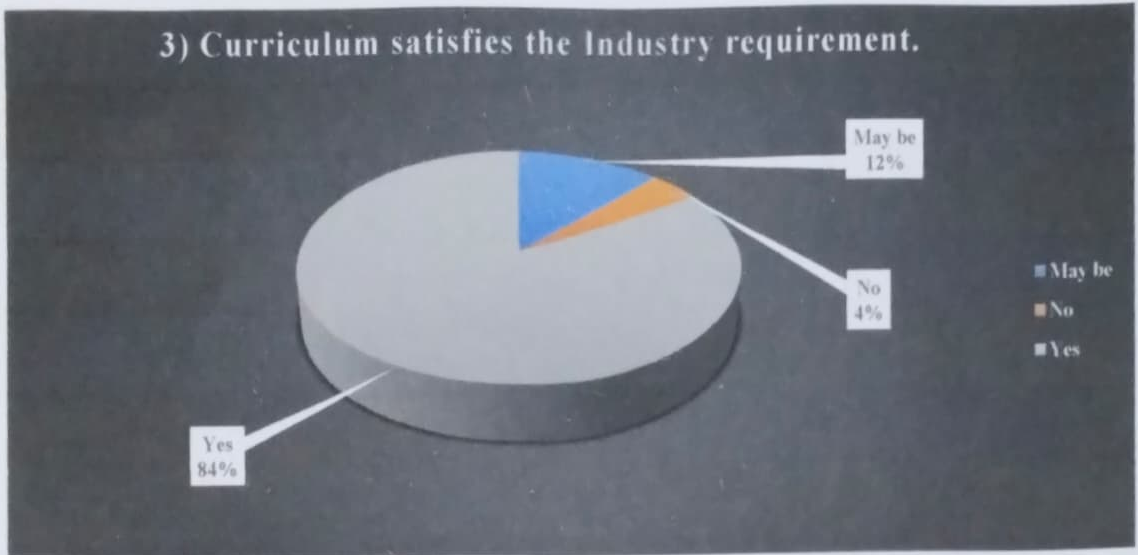


The above Pie Chart shows that the syllabus has the right balance between theoretical and practical knowledge. 87 % of students agree that the syllabus has the right balance

between theoretical and practical knowledge. The above chart shows that 4% of students do not agree with the above statement and 9% of students could not decide whether this syllabus has the right balance between theoretical and practical knowledge.

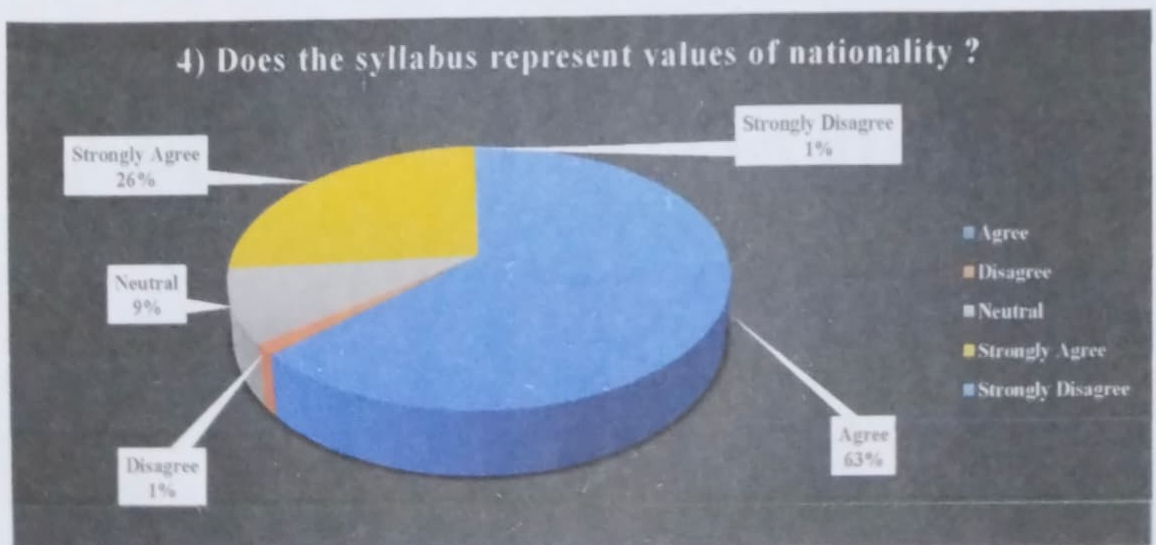


### Curriculum Satisfies the Industry Requirement:




Students have expressed the opinion that the curriculum meets the needs of the industry while evaluating the above questions asked to the students participating in the Student Feedback. 84% of the students agree that the curriculum meets the industry's needs. The above chart shows that 4% of students do not agree with the above statement and 12% of students could not decide whether this curriculum meets industry needs.

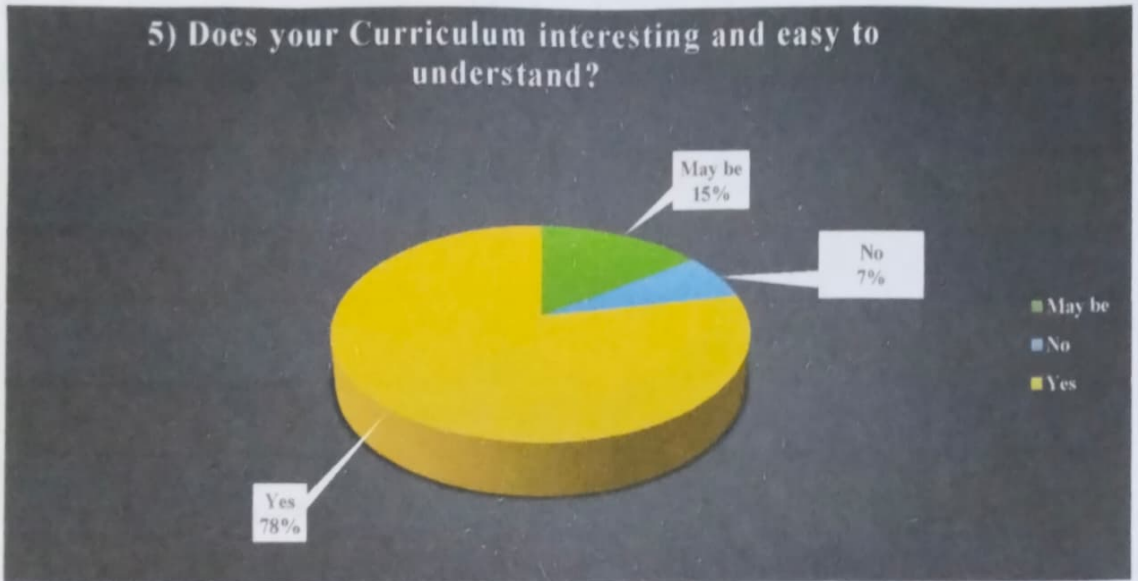
### Syllabus Represent Values of Nationality:



The above chart shows that most of the students agree with the statement that **The curriculum represents the values of nationality**. 90% of the students agree that the curriculum represents the values of nationality. The above chart shows that 1% of students do not agree with the above statement. 9% of students are neutral on the statement that the syllabus represents values of nationality.

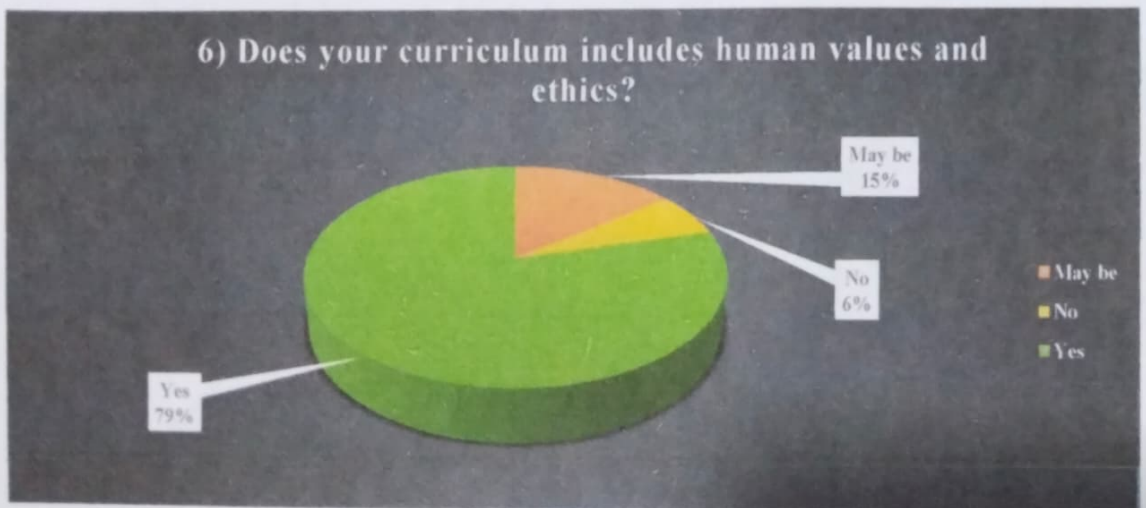


### Curriculum Interesting and Easy to Understand:



The student is an important stakeholder in the education system. Therefore, the curriculum must be interesting and easy for students to understand. In this context, 78% of the students said that the course is interesting and easy to understand. 7% of students disagreed and 15% of students could not express their views in this regard.

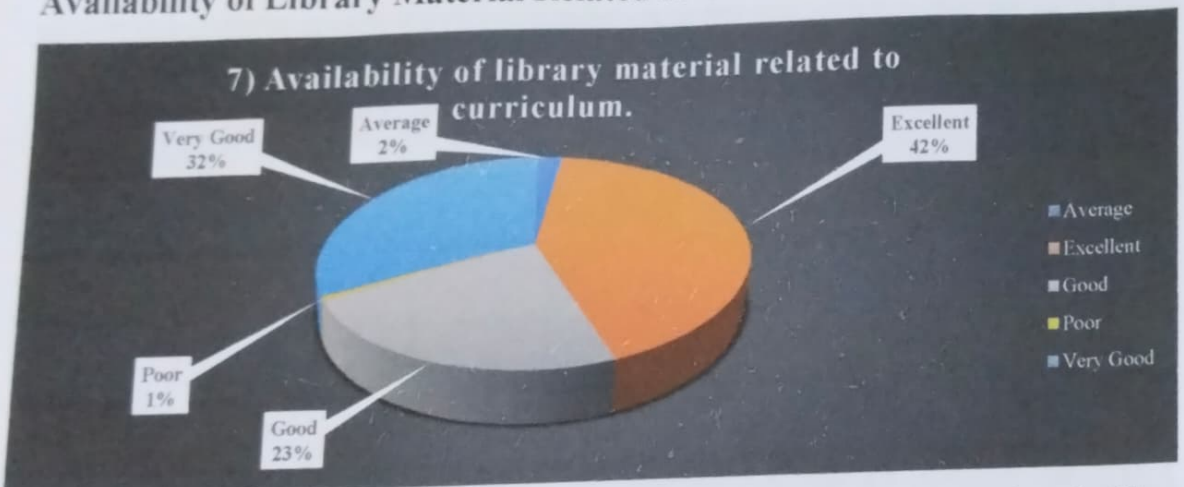
### Curriculum Includes Human Values and Ethics:





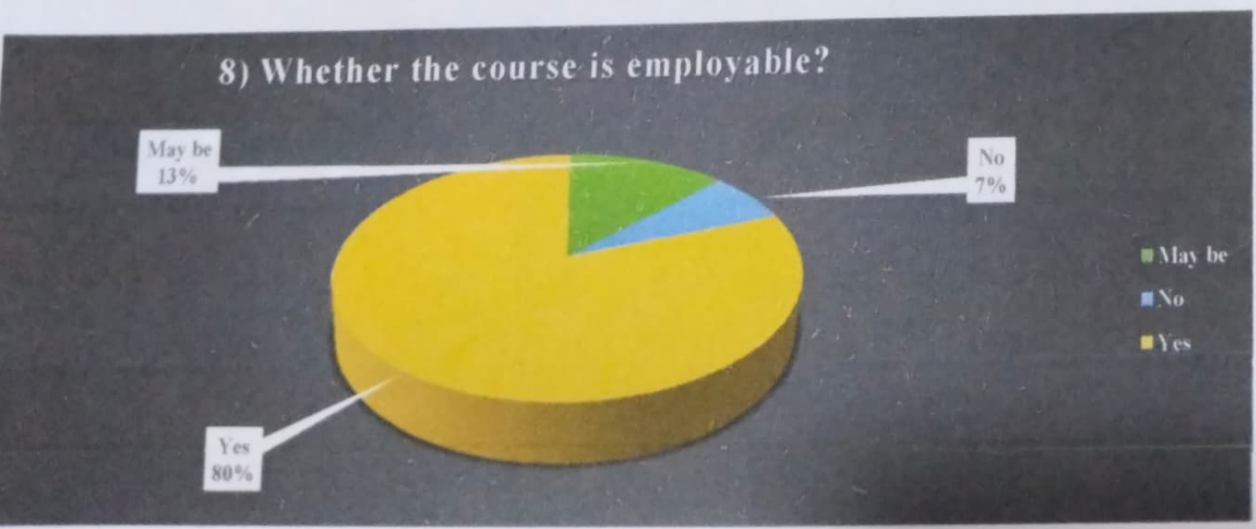
Education is not just a tool for the degree, it is a tool for inculcating human values and ethics in the minds of students. Regarding the above question, 79% of the students said that the curriculum includes human values and ethics. 6% of students do not agree with the above opinion. 15% of students were confused about whether the curriculum should include human values and ethics.

**Availability of Library Material Related to Curriculum:**



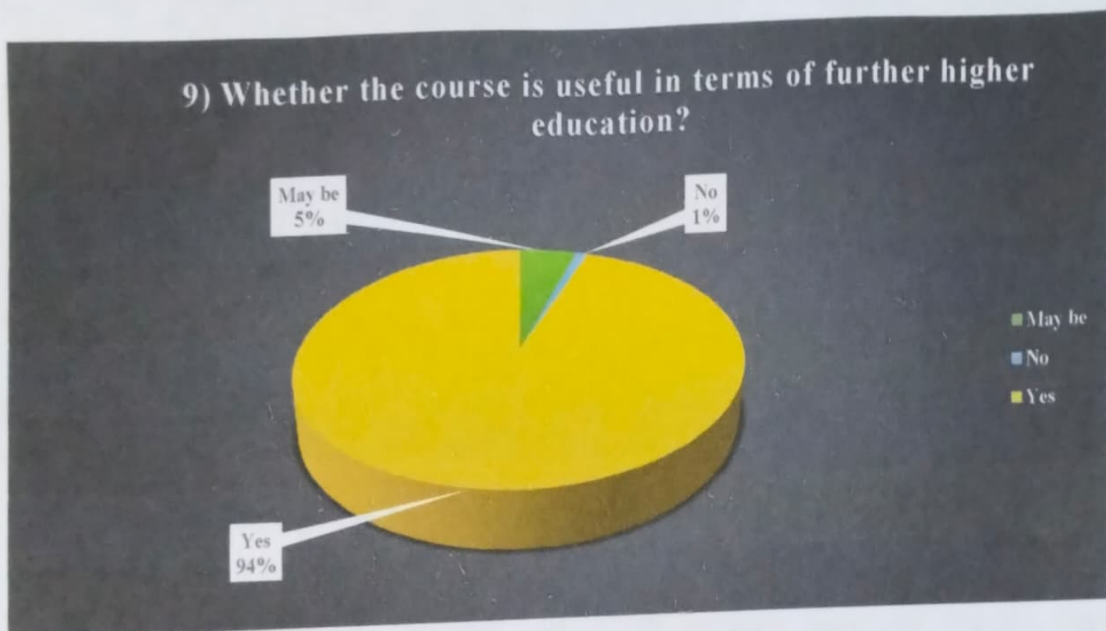
The library is the main source of knowledge for college students. In this view, the library has a fair number of books related to the curriculum. In this regard, 42% of the students said that the availability of textbooks and reference books related to the curriculum in the library is excellent. 32% of the students mentioned that the availability of textbooks and reference books related to the curriculum in the library was very good and 23% of the students mentioned that it was very good. Overall, 97% of the students expressed their opinion that there is sufficient availability of textbooks and reference books in the library.

**Course Employability:**



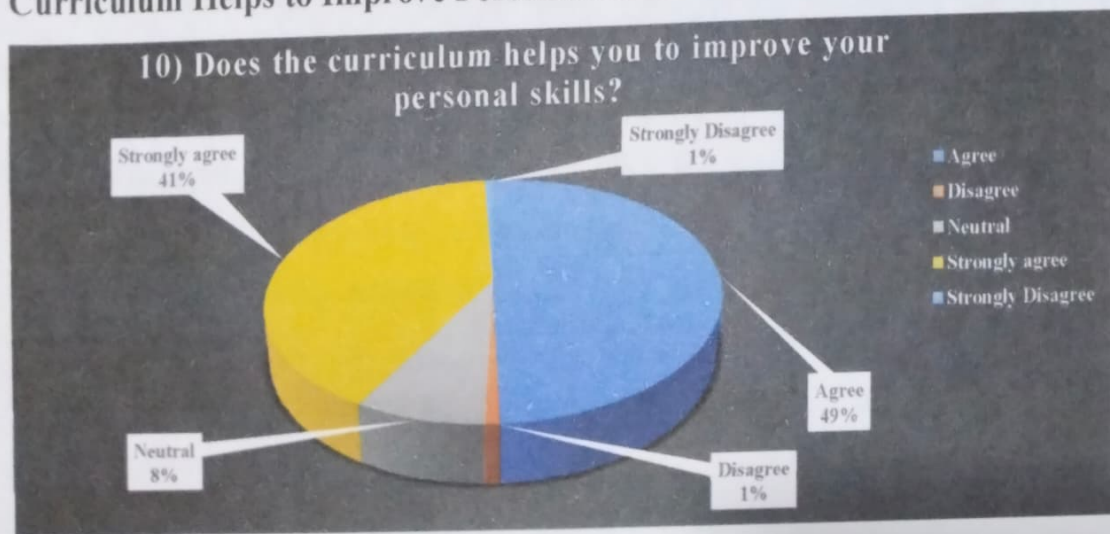
Although students gain knowledge through education, the main purpose of the education is to gain employment by learning. In this regard, the curriculum needs to be employable in the modern age. In that sense, 80% of students think the syllabus is employable. 7% of students feel that the course is not employable. 13% of students mentioned that the syllabus is probably employable.

### Course Is Useful in Terms of Further Higher Education




As shown in the above chart, 94% of the students mentioned that the course is useful for further higher education. According to 5% of students, the curriculum may be useful for further higher education. 1% of students do not agree with the above statement.

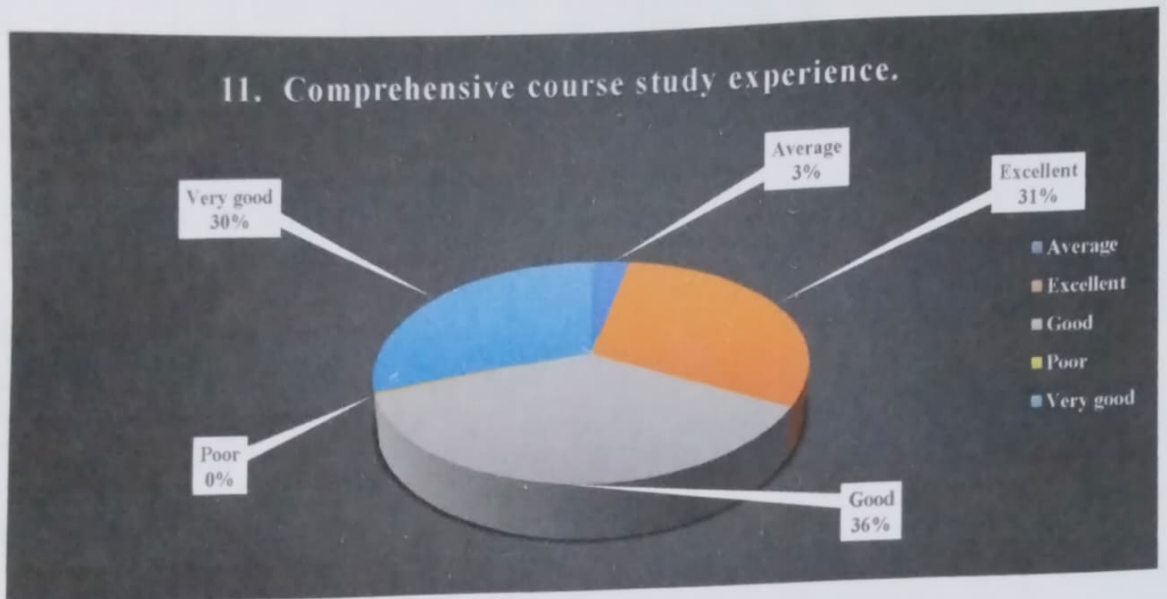
### Curriculum Helps to Improve Personal Skills



As shown in the above pie chart, 90% of students believe that the course helps to improve their skills. 8% of students remained neutral on this question. 2% of students do not agree with the above statement.



## Course Study Experience



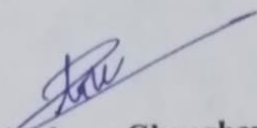
Students go through the learning experience every year. When students were asked about the overall experience of this year's study, 31% of the students mentioned that the study experience of the course was excellent. 30% of the students mentioned that the study experience was very good while 36% of the students said that the study experience of the course was good.

### Suggestions for Improving the Syllabus:


- 1) Practical knowledge is the most important
- 2) Yes, the syllabus is very nice
- 3) Re-evaluate goals or objectives of curriculums.
- 4) I am requesting to offer different subjects in B.A. Eg. Sanskrit, computer subject, etc.
- 5) There is no practical knowledge about business, industry, and employment skills. I think it should also be included in it.
- 6) Consider job trends.
- 7) Try to give us many projects for improving our communication skills.
- 8) Make a simple language of the theory subject.
- 9) State the general learning goals And Objectives.



- 10) The actual work is much different from the syllabus.
  - 11) I think it should be easy and good to improve the study.
  - 12) Students need more interesting lessons in syllabus.
- 

  
Prof. Archana Ghanghav

Co-ordinator  
Feedback Committee

  
Prof. Dr. Anil Singh  
Principal  
Sonubhai Baswant College of  
Arts and Commerce.  
Shahapur, Dist. Thane - 421601.



**ANALYSIS**

**REPORT OF**

**TEACHERS**

**FEEDBACK ON**

**CURRICULUM**

SEM- I/III/IV

ACADEMIC YEAR 2021-22



Deponambhau Trust's

# Sonubhau Baswant College of Arts and Commerce, Shahapur



Naginbhai Wase Marg, Near Government Godown, Savroli Road, Shahapur

◆ UGC Recognised ◆ Affiliated to University of Mumbai ◆ Best College Award (2007-08)

◆ NAAC Re-Accredited Grade B+ (CGPA- 2.54) ◆ ISO 9001: 2015 Certified

## ANALYSIS REPORT OF TEACHERS FEEDBACK ON CURRICULUM ACADEMIC YEAR 2021-22 SEM- I/III/V

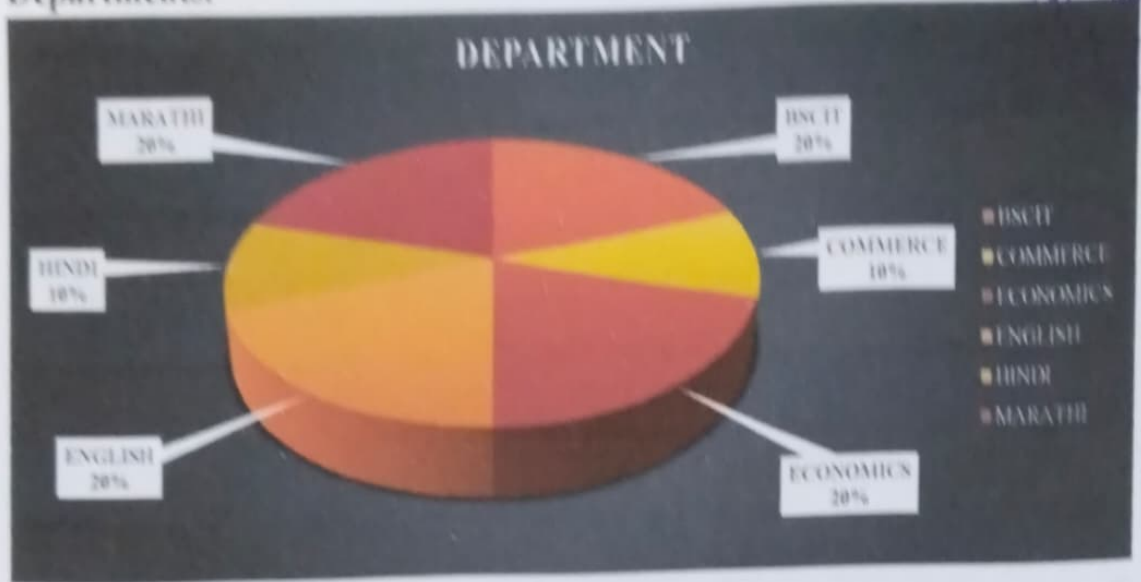
### Introduction:

Feedback plays an important role in the development of an educational institution and the development of the curriculum. The College collects online feedback on various curriculum aspects and courses from different stakeholders such as the Students, Alumni, Faculty, and Employers. The feedback collected from the individuals has been analyzed and taken into consideration for the development of the curriculum.

### Teacher Feedback:

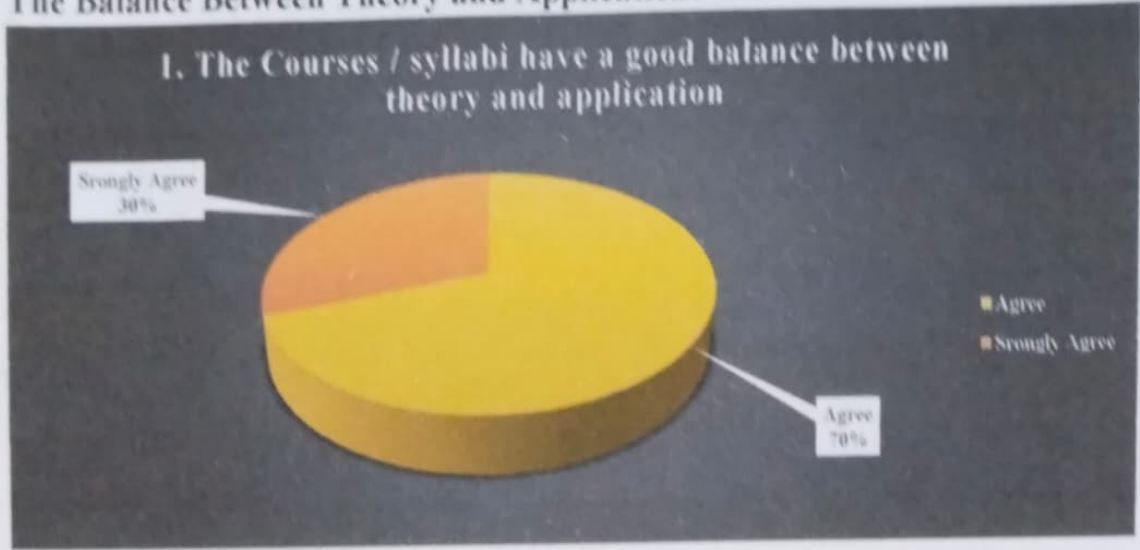
Teacher's feedback involves accurate appraisal of the effectiveness of teaching, its strengths, and areas that need development and revision of curricula play a vital role in the development of the institution. Teachers had given feedback about the curriculum. Teachers are the most important stakeholders in Higher Education systems. We have received online feedback from our teachers on the syllabus of the various programmes designed by Mumbai University, Mumbai.

**Departments:**



This academic year, teachers from Arts, Commerce, and Science participated in the online feedback process conducted by the college. Teachers of the Department of Hindi, Department of Marathi, Department of English, Department of Economics, Department of History, Department of Commerce, Department of BSc. I.T. and the Department of Library submitted their feedback related to the curriculum. The following chart shows the feedback status of all the Departments.

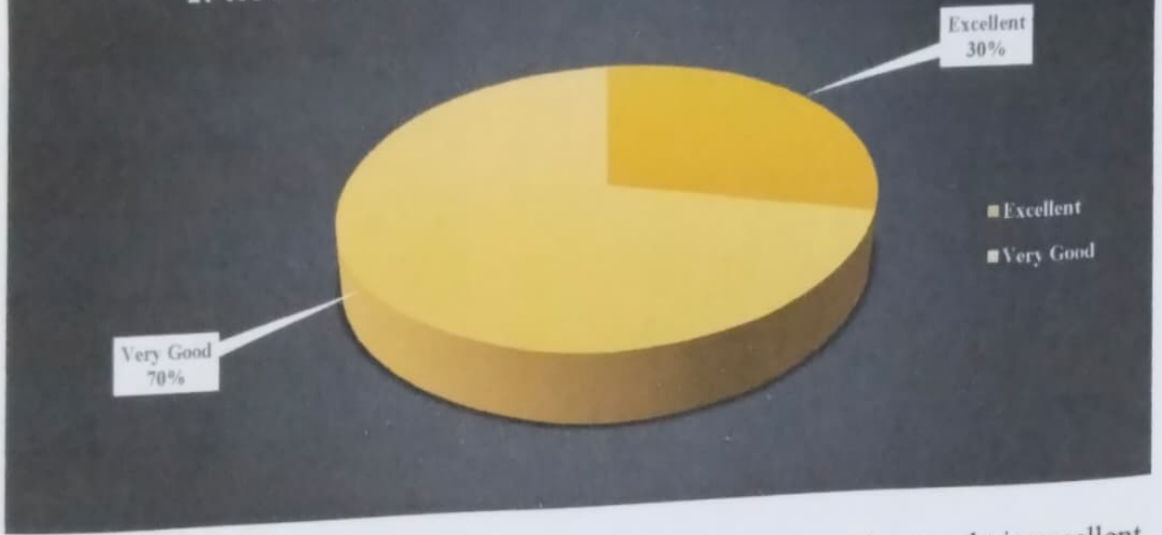
**The Balance Between Theory and Application:**



The above Pie Chart shows that the syllabus has a good balance between theory and application. 30% of teachers strongly agree that the syllabus has a good balance between theory and theory and application. 70 % of teachers agree with the above statement. It shows that 100% of teachers with syllabi have a good balance between theory and application.

## Rate the Course:

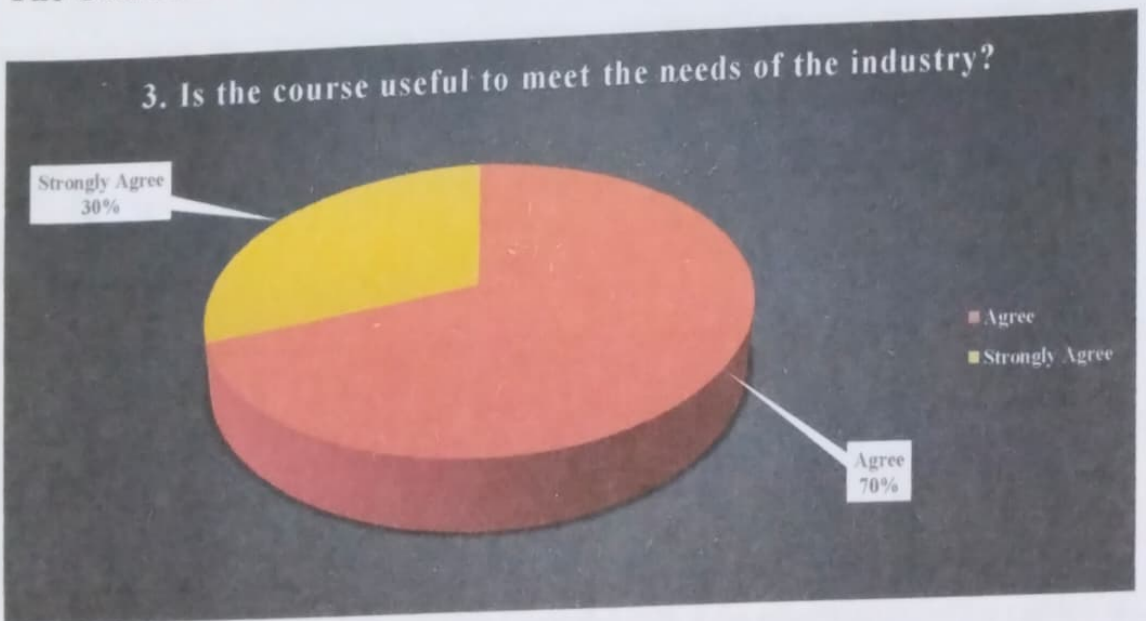
2. How would you rate the course you are teaching?



The above chart shows that most of the teachers rate the course they taught is excellent. 30% of the teachers agree that the course they taught is excellent. 70% of the teachers agree that the course they taught is very good.

## The Course Is Useful to Meet the Needs of The Industry:


3. Is the course useful to meet the needs of the industry?



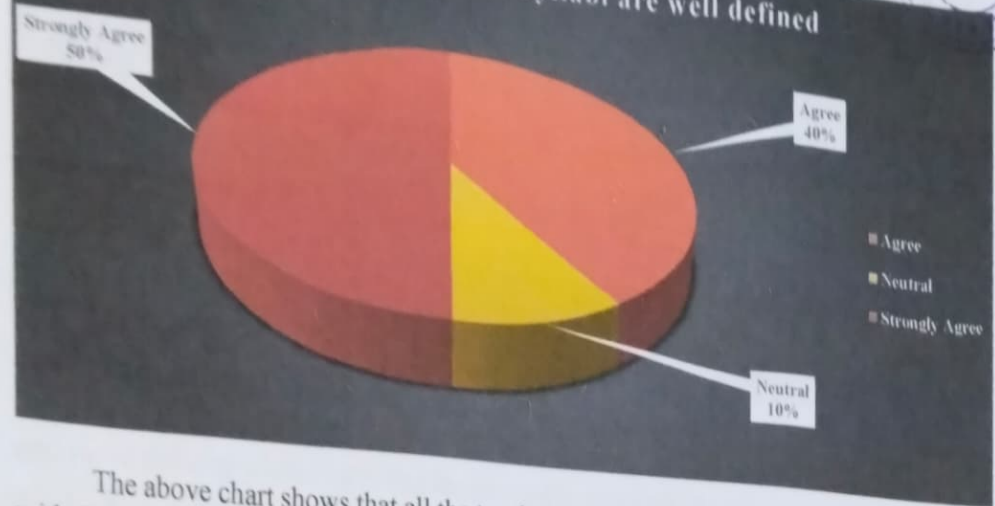
Teachers have expressed the opinion that the curriculum meets the needs of the industry while evaluating the above questions asked to the teachers participating in the teacher's feedback. 70% of the teachers agree and 30% of teachers strongly agree that the curriculum meets the industry's needs.



## The Objectives of the Syllabi Are Well Defined:



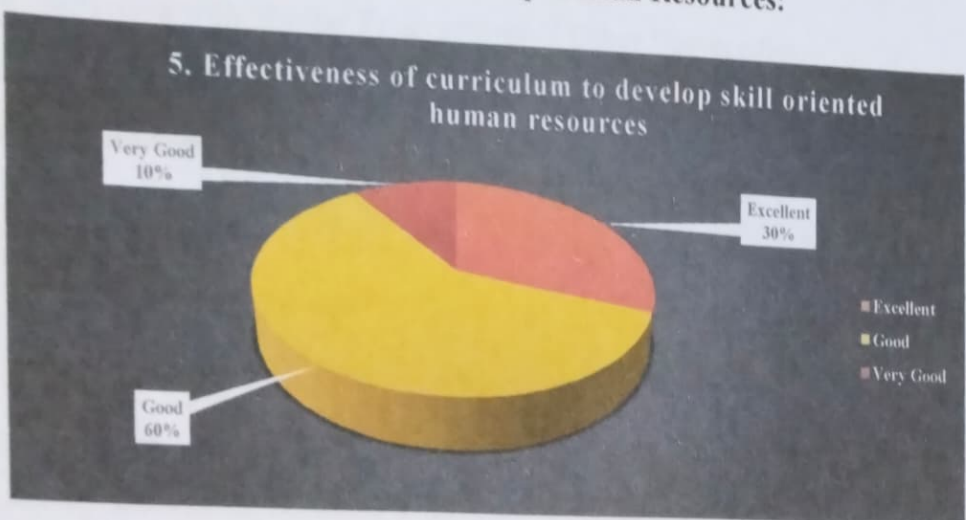
### 4. The objective of the syllabi are well defined



The above chart shows that all the teachers participating in the teacher's feedback agree with the above statement that the objectives of the syllabi are well defined. 10% of the teachers were neutral with the above statement.

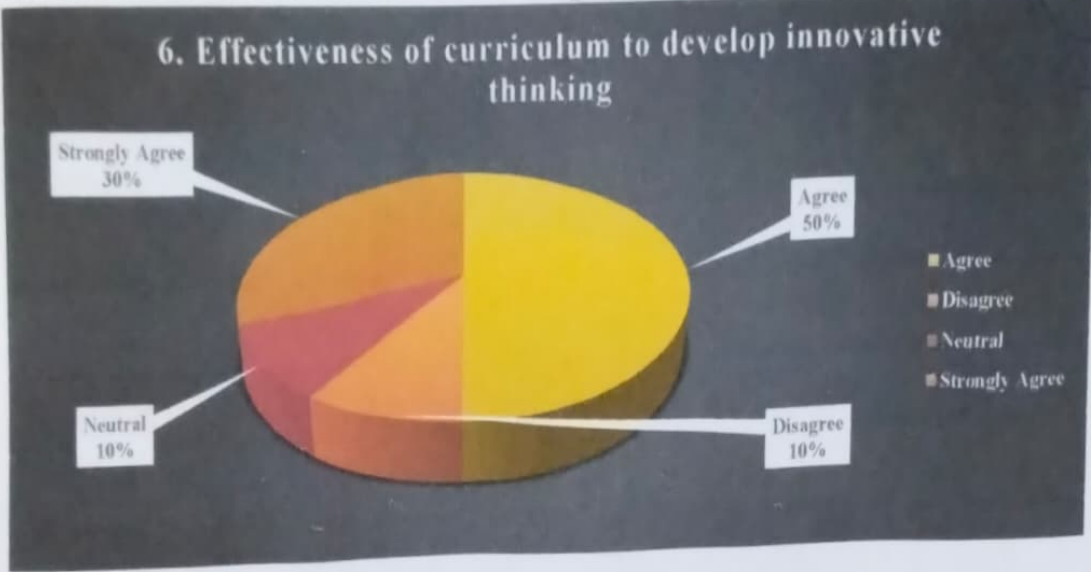
## Effectiveness of Curriculum to Develop Human Resources:

### 5. Effectiveness of curriculum to develop skill oriented human resources



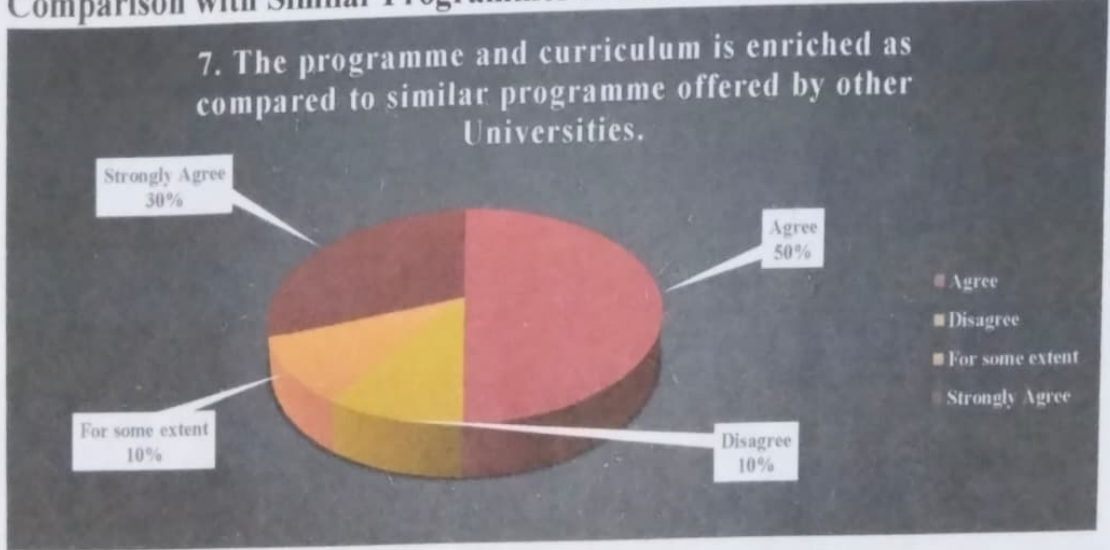
Teacher feedback presented by Pie Chart shows that the effectiveness of the curriculum to develop skill-oriented human resources. 30% of teachers agree that the effectiveness of the curriculum to develop skill-oriented human resources is excellent. 10% of teachers agree that the effectiveness of the curriculum to develop skill-oriented human resources is very good. 60% of teachers agree that the effectiveness of the curriculum to develop skill-oriented human resources is good.

**Effectiveness of Curriculum to Develop Innovative Thinking:**




Teachers have expressed the opinion that the effectiveness of curriculum to develop innovative thinking while evaluating the above questions asked to the teachers participating in the teacher's feedback. 50% of the teachers agree and 30 % of teachers strongly agree that the curriculum is effective for developing innovative thinking. The above chart shows that 10% of teachers disagreed with the above statement.

**Comparison with Similar Programmes of Other Universities:**

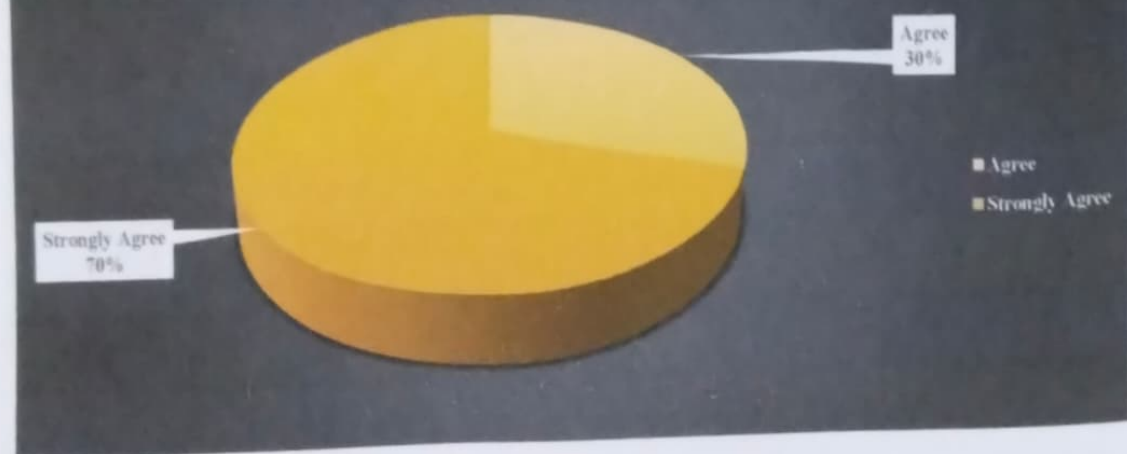


Each University has developed its curriculum to provide better content and knowledge to its students. Mumbai University is one of the best universities in our country. Therefore, the curriculum developed by Mumbai University is better and richer than similar programs and curricula of other universities. Of the teachers who participated in the feedback, 80% of the teachers agreed that the curriculum at the University of Mumbai is richer than similar programs offered by other universities. 10% of teachers disagree about the above statement.

## Availability of Sufficient Reference Material and Books:



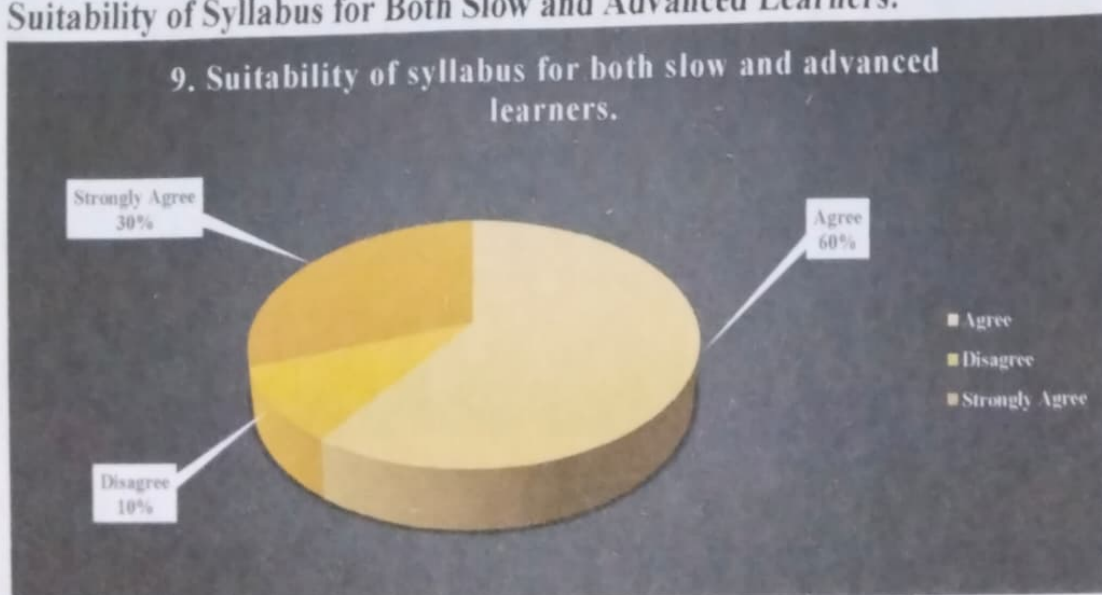
8. Sufficient reference material and books are available for the topics mentioned in the syllabus.



The Board of Studies of various departments of the University of Mumbai has taken care of adequate reference material while revising the syllabus and books are available for the subjects mentioned in the syllabus. In this regard, 100% of teachers agree with the statement that adequate reference materials and books are available for the topics mentioned in the syllabus.

## Suitability of Syllabus for Both Slow and Advanced Learners:

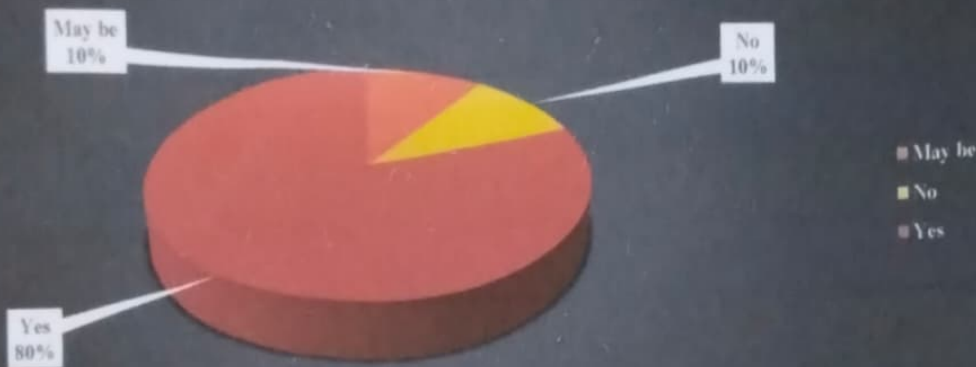
9. Suitability of syllabus for both slow and advanced learners.



As shown in the above pie chart, 90% of teachers believe that the curriculum is suitable for both slow and advanced students. 10% of teachers remained to disagree about the above statement.

## Contents of the Course Are in Conformity with The Learning Outcomes.

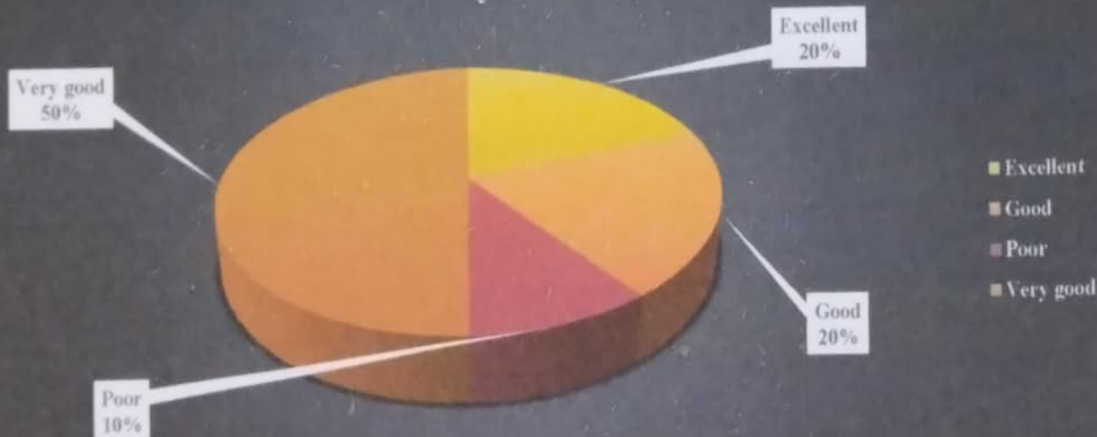
### 10. Whether the contents of the course are in conformity with the learning outcomes.?



Responding to the above question, 80% of teachers agree that content is consistent with learning outcomes. According to 10% of teachers, the content is not consistent with the learning outcomes. 10% of teachers do not decide whether the material is consistent with learning outcomes.

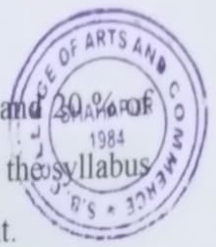
### Sustainability of Evaluation System Adopted Under Syllabus:

#### 11. Sustainability of evaluation system adopted under syllabus.




The University of Mumbai has adopted the CBCS pattern with the internal and external evaluation system. In that pattern, the assessment system adopted under the curriculum is sustainable. In this regard, responding to the above statement, the teachers expressed the opinion that the Sustainability of the evaluation system adopted under the syllabus is excellent or very good as shown in the chart. 20% of the teachers think that the Sustainability of the evaluation system adopted under the syllabus is excellent, 50% of the teachers think that the

Sustainability of the evaluation system adopted under the syllabus is very good and 30% of the teachers think that the Sustainability of the evaluation system adopted under the syllabus is excellent good. Overall, 90 % of teachers are satisfied with the above statement.

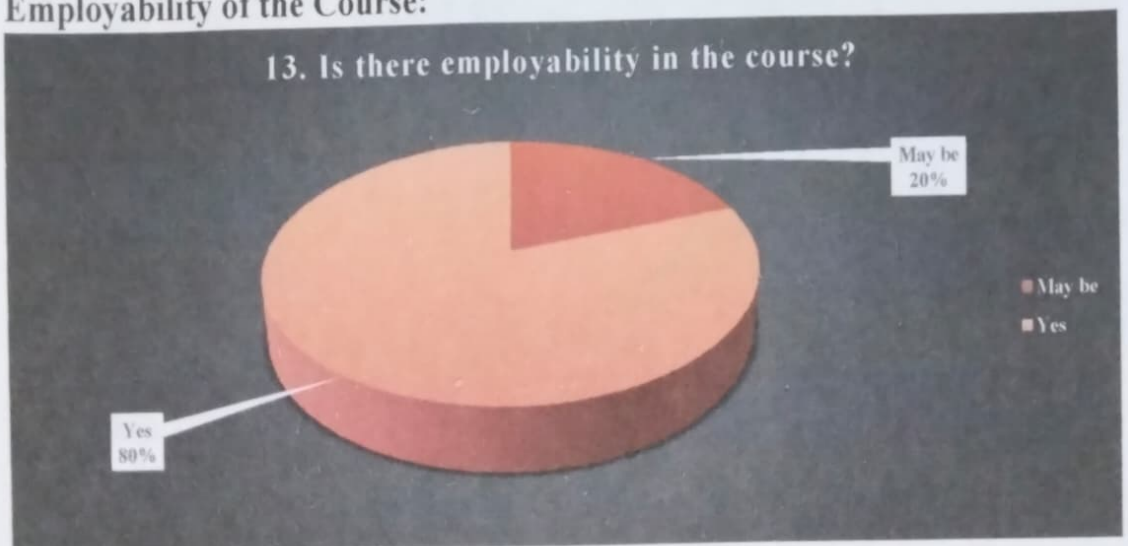


### Syllabus Practically Useful:



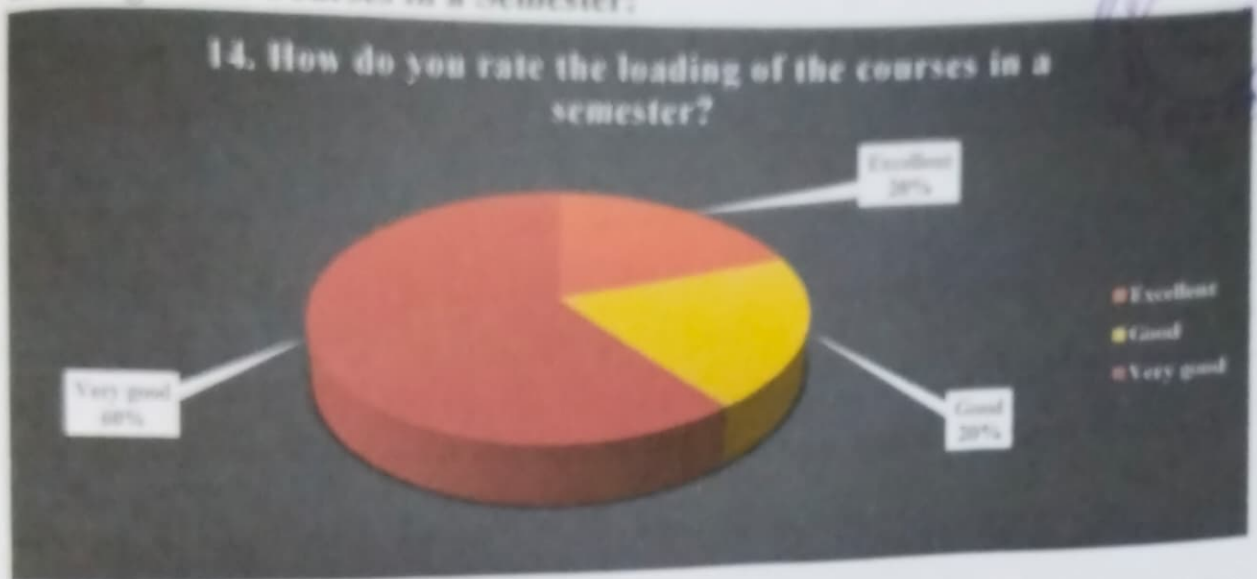
The above pie chart shows that 80% of teachers agreed that the syllabus is practically useful. 10 % of teachers do not decide whether the syllabus is practically useful and 10% of teachers are not agreed that the syllabus is practically useful.

### Employability of the Course:



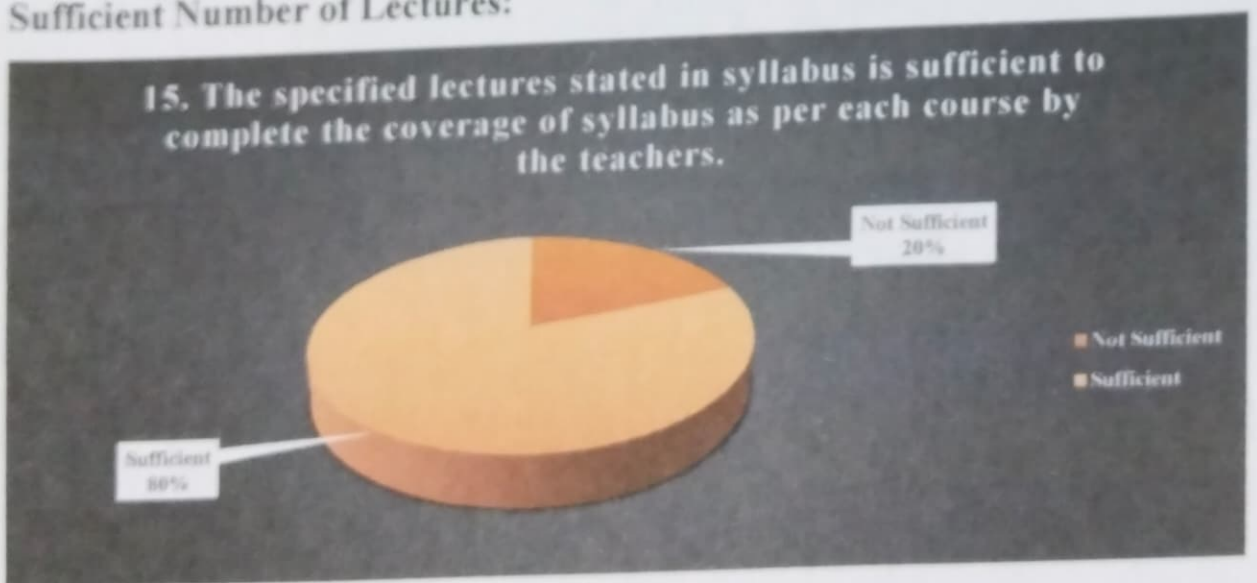
Although students gain knowledge through education, the main purpose of their education is to gain employment by learning. In this regard, the curriculum needs to be employable in the modern age. In that sense, 80% of teachers think the course is employable. 20% of teachers mentioned that the syllabus is probably employable.

## Loading of the Courses in a Semester:



There is a limited period to teach in the semester pattern. In that sense, 20% of the teachers agree that the loading of the courses in a semester is excellent, 60% of the teachers think that the loading of the courses in a semester is very good, and 20% of the teachers think that the loading of the courses in a semester is good.

## Sufficient Number of Lectures:

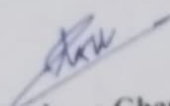


Responding to the above statement, the teachers expressed the opinion that the specified lectures stated in the syllabus are sufficient to complete the syllabus as per each course. As shown in the chart, 80% of the teachers think that the specified lectures stated in the syllabus are sufficient to complete the syllabus as per each course. 20% of the teachers think that the specified lectures stated in the syllabus are not sufficient to complete the syllabus as per each course.

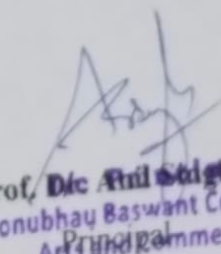


### Suggestions for Improving the Syllabus:

1. The curriculum should improve practicality.
2. Syllabus should be useful for competitive examinations too.
3. The course needs to be more employable.
4. The curriculum needs to include democratic values.
5. In syllabus should include the contents about current trends in markets.
6. Include National values in the syllabus.
7. Requirement of addition current market situation in the syllabus.

  
Prof. Archana Ghanghav

Co-ordinator  
Feedback Committee

  
Prof. Dilip S. Patil  
Sonubhay Baswant College of  
Arts and Commerce,  
Shahapur, Dist. Thane - 421601.



**ANALYSIS**

**REPORT OF**

**TEACHERS**

**FEEDBACK ON**

**CURRICULUM**

SEM-II/IV/VI

ACADEMIC YEAR 2021-22






Dnyanordhini Trust's

Sonubhau Baswant College of Arts and Commerce, Shahapur

Naginbhai Wasa Marg, Near Government Godown, Savroli Road, Shahapur

◆ UGC Recognised ◆ Affiliated to University of Mumbai ◆ Best College Award (2007-08)

◆ NAAC Re-Accredited Grade B+ [CGPA- 2.54] ◆ ISO 9001: 2015 Certified



## ANALYSIS REPORT OF TEACHERS FEEDBACK ON CURRICULUM

ACADEMIC YEAR 2021-22

SEM-II/IV/VI

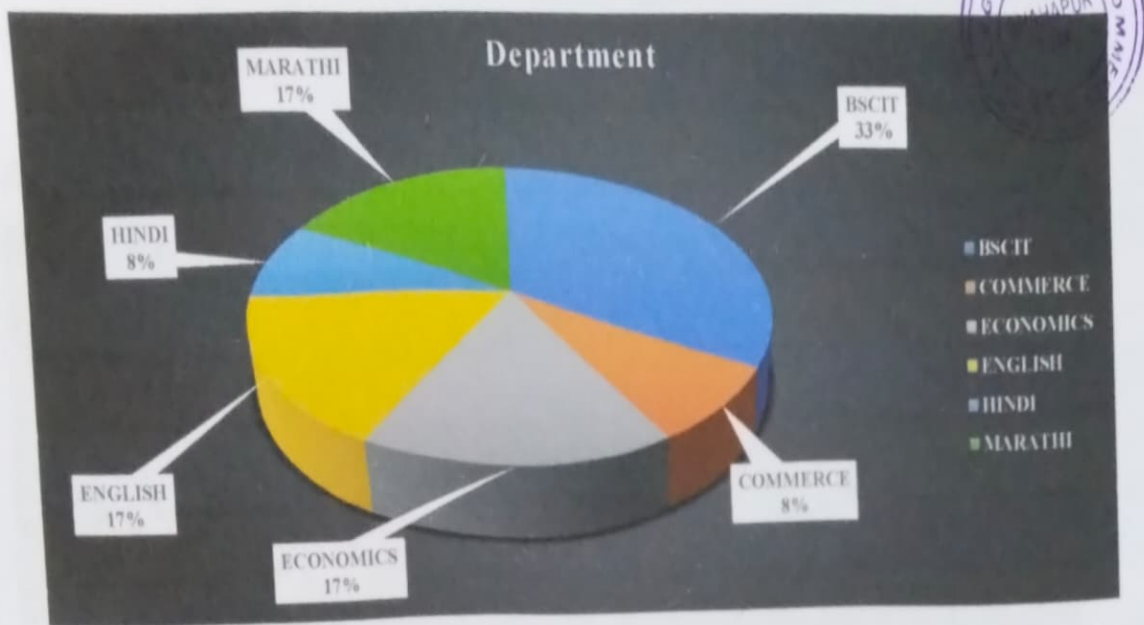
### Introduction:

Feedback plays an important role in the development of an educational institution and the development of the curriculum. The College collects online feedback on various curriculum aspects and courses from different stakeholders such as the Students, Alumni, Faculty, and Employers. The feedback collected from the individuals has been analyzed and taken into consideration for the development of the curriculum.

### Teacher Feedback:

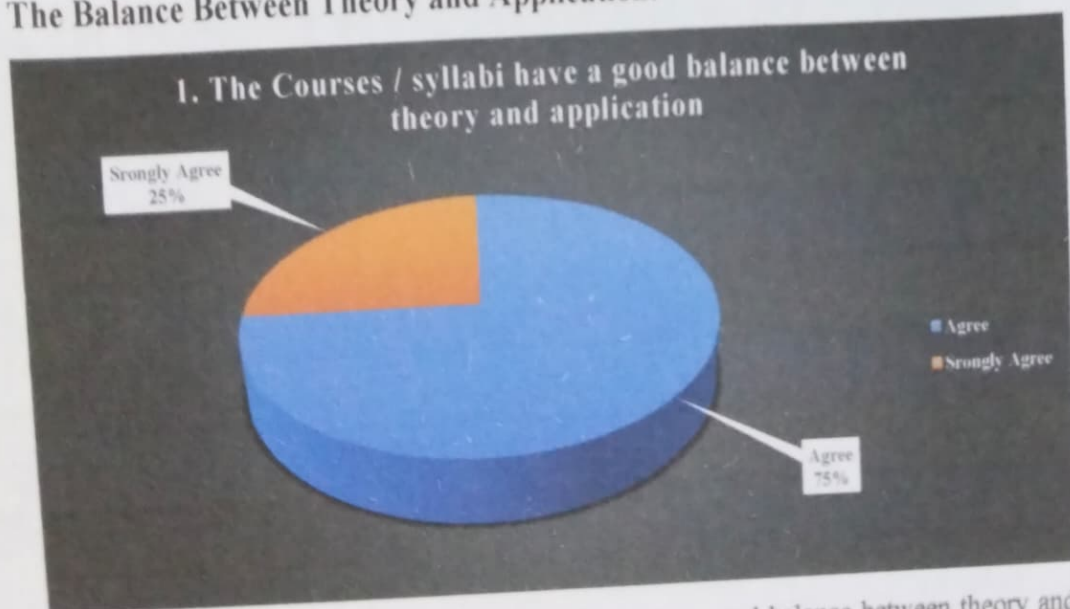
Teacher's feedback involves accurate appraisal of the effectiveness of teaching, its strengths, and areas that need development, and revision of curricula plays a vital role in the development of the institution. Teachers had given feedback about the curriculum. Teachers are the most important stakeholders in Higher Education systems. We have received online feedback from our teachers on the syllabus of the various programmes designed by Mumbai University, Mumbai.

## Departments:



This academic year, teachers from Arts, Commerce, and Science participated in the online feedback process conducted by the college. Teachers of the Department of Hindi, Department of Marathi, Department of English, Department of Economics, Department of History, Department of Commerce, Department of BSc. I.T. and the Department of Library submitted their feedback related to the curriculum. The following chart shows the feedback status of all the Departments.

## The Balance Between Theory and Application:

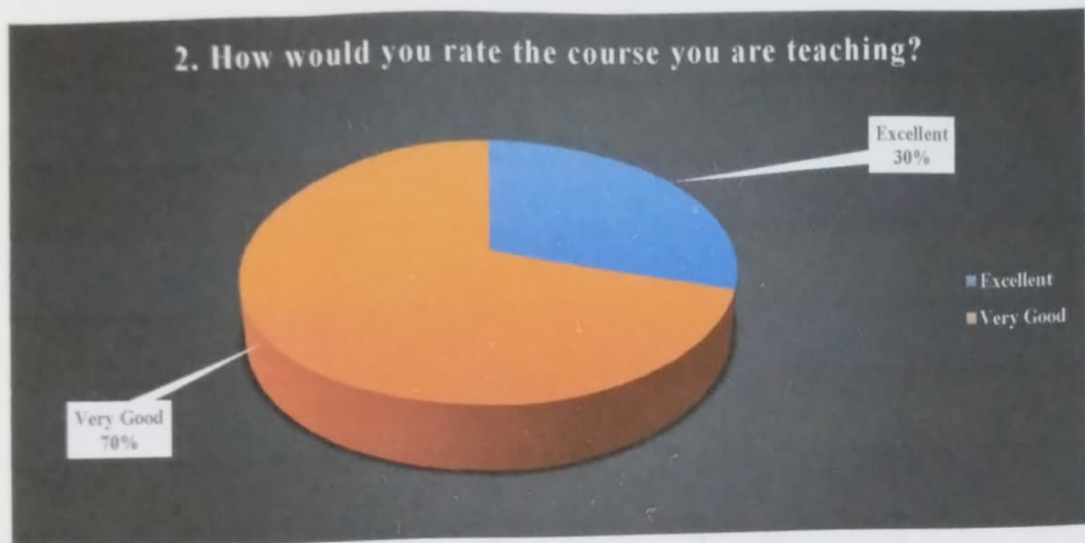


The above Pie Chart shows that the syllabus has a good balance between theory and application. 25% of teachers strongly agree that the syllabus has a good balance between

theory and theory and application. 75 % of teachers agree with the above statement. that 100% of teachers with syllabi have a good balance between theory and application.

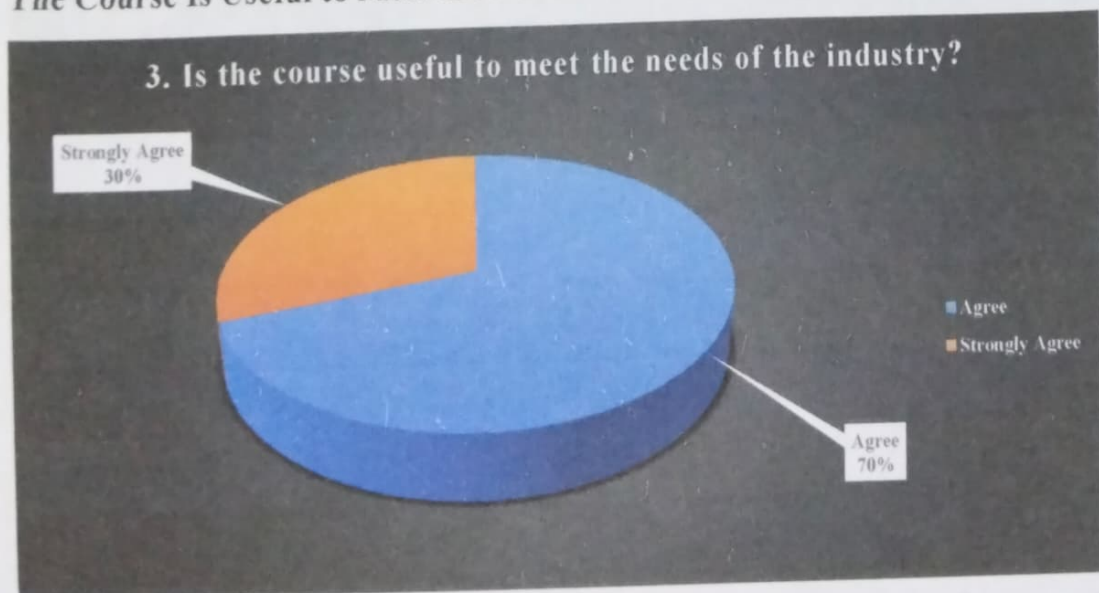


### Rate the Course:



The above chart shows that most of the teachers rate the course they taught as excellent. 30 % of the teachers agree that the course they taught is excellent. 70 % of the teachers agree that the course they taught is very good.

### The Course Is Useful to Meet the Needs of The Industry:



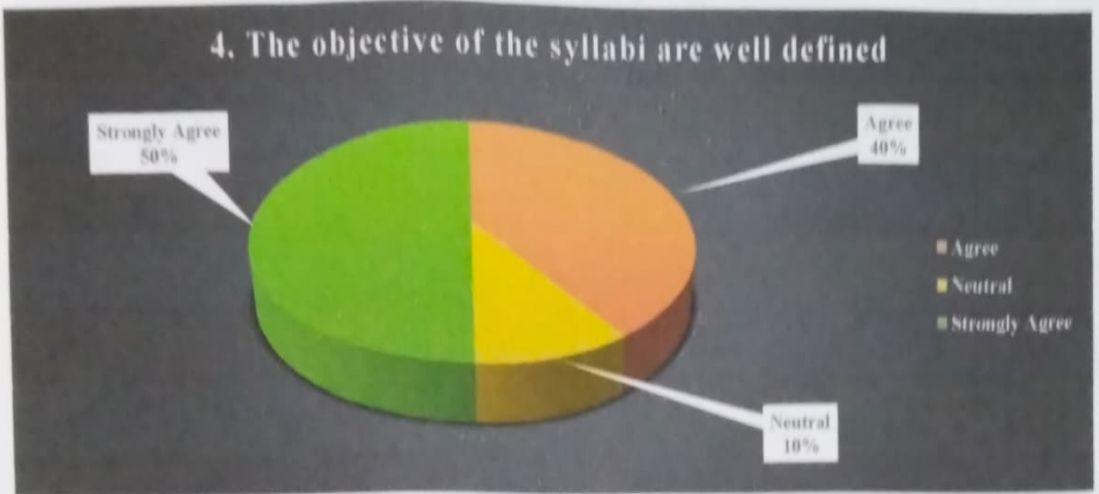
Teachers have expressed the opinion that the curriculum meets the needs of the industry while evaluating the above questions asked to the teachers participating in the teacher's

feedback. 70% of the teachers agree and 30% of teachers strongly agree that the curriculum meets the industry's needs.



### The Objectives of the Syllabi Are Well Defined:

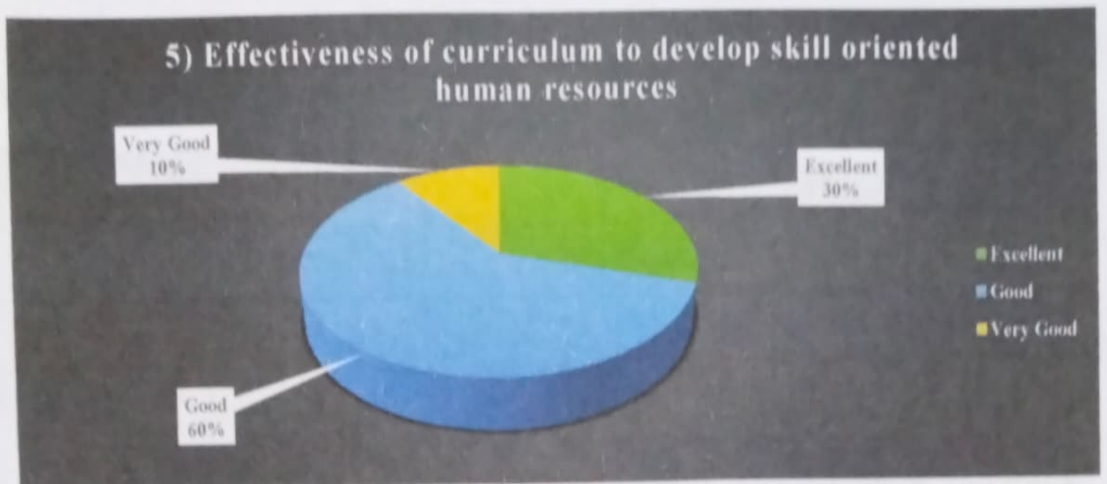
4. The objective of the syllabi are well defined



The above chart shows that most of all the teachers participating in the teacher's feedback agree with the above statement that the objectives of the syllabi are well defined. 10% of teachers were neutral with the above statement.

### Effectiveness of Curriculum to Develop Human Resources:

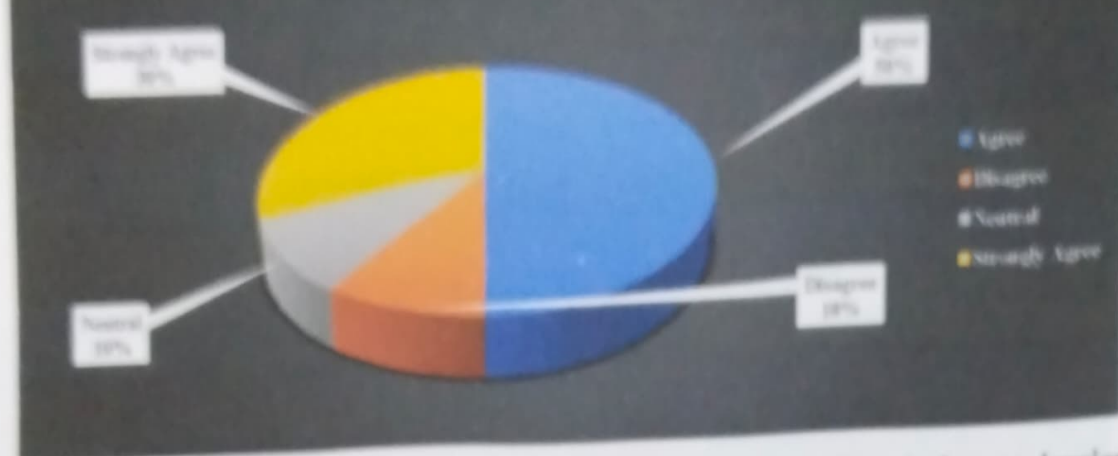
5) Effectiveness of curriculum to develop skill oriented human resources



Teacher feedback presented in Pie Chart shows the effectiveness of the curriculum to develop skill-oriented human resources. 30% of teachers agree that the effectiveness of the curriculum to develop skill-oriented human resources is excellent. 10% of teachers agree that the effectiveness of the curriculum to develop skill-oriented human resources is very good. 60% of teachers agree that the effectiveness of the curriculum to develop skill-oriented human resources is good.

## Effectiveness of Curriculum to Develop Innovative Thinking:

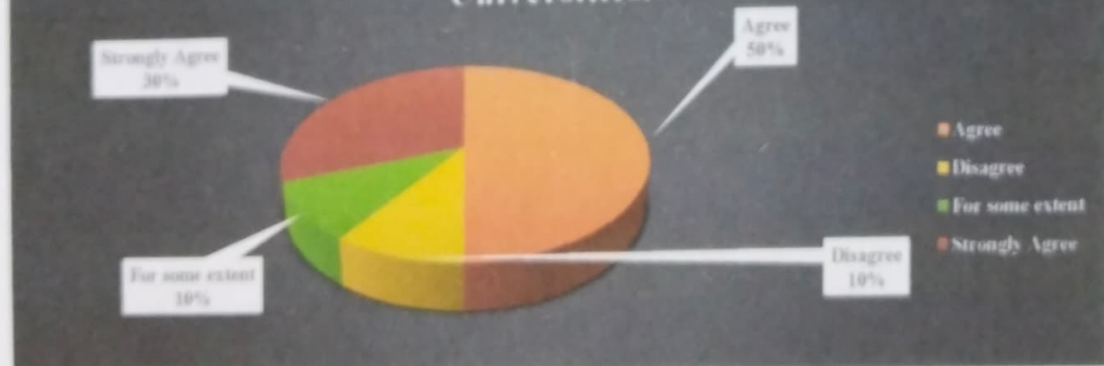
### 6) Effectiveness of curriculum to develop innovative thinking



Teachers have expressed the opinion that the effectiveness of curriculum to develop innovative thinking while evaluating the above questions asked to the teachers participating in the teacher's feedback. 50% of the teachers agree and 30% of teachers strongly agree that the curriculum is effective for developing innovative thinking. The above chart shows that 10% of teachers were neutral with the above statement and 10% of teachers did not agree with the above statement.


## Comparison with Similar Programmes of Other Universities:

### 7) The programme and curriculum is enriched as compared to similar programme offered by other Universities.




Each University has developed its curriculum to provide better content and knowledge to its students. Mumbai University is one of the best universities in our country. Therefore, the curriculum developed by Mumbai University is better and richer than similar programs and

curricula of other universities. Of the teachers who participated in the feedback, 80% of the teachers agreed that the curriculum at the University of Mumbai is richer than similar programs offered by other universities.

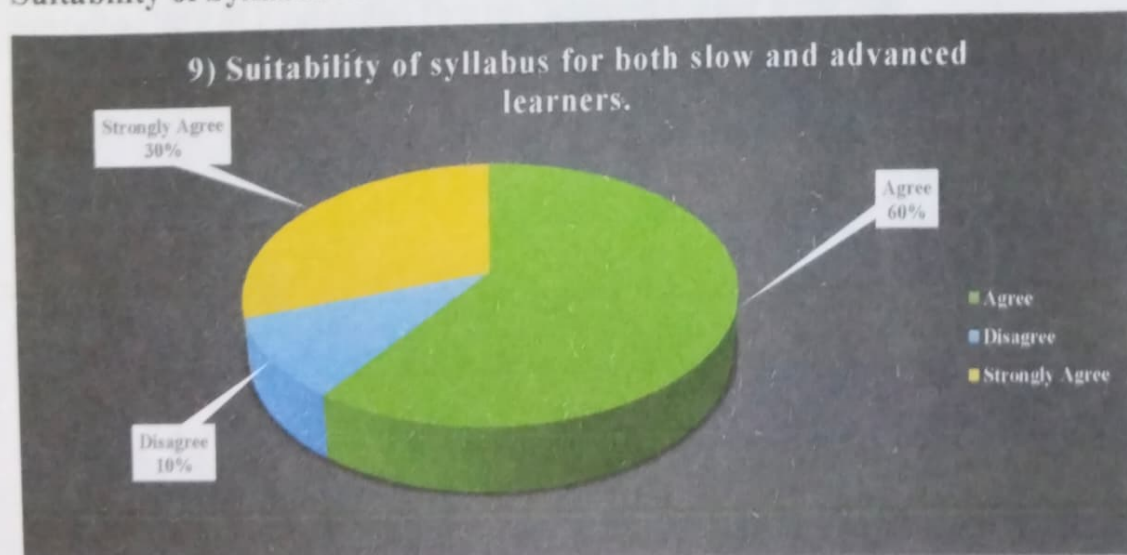



### Availability of Sufficient Reference Material and Books:



The Board of Studies of various departments of the University of Mumbai has taken care of adequate reference material while revising the syllabus and books are available for the subjects mentioned in the syllabus. In this regard, 100% of teachers agree with the statement that adequate reference materials and books are available for the topics mentioned in the syllabus.

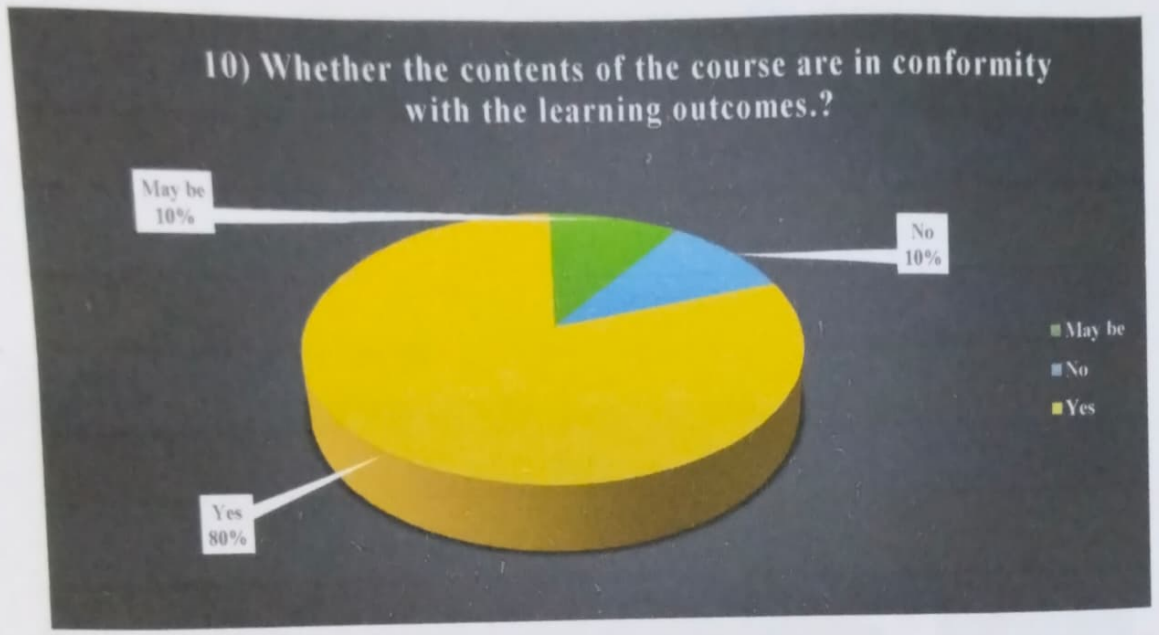
### Suitability of Syllabus for Both Slow and Advanced Learners:





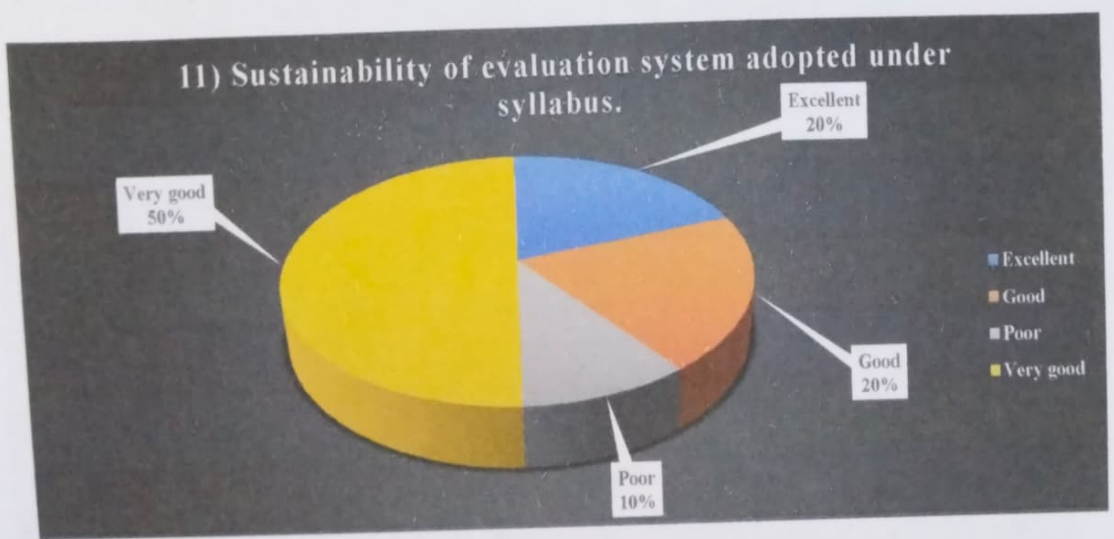
As shown in the above pie chart, 90% of teachers believe that the curriculum is suitable for both slow and advanced students. 10% of teachers remained disagreed about the above statement.

### Contents of the Course Are in Conformity with The Learning Outcomes:



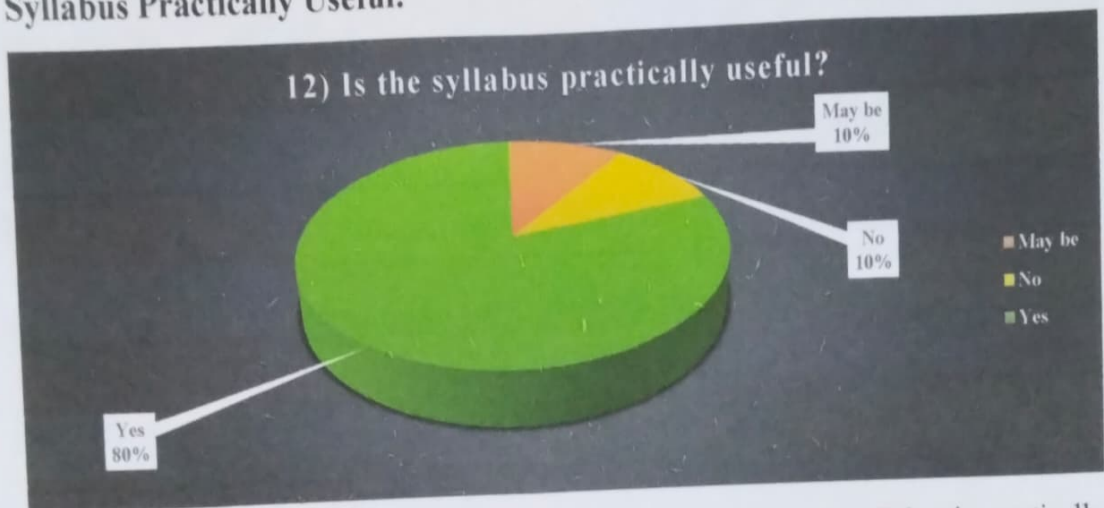
Responding to the above question, 80% of teachers agree that content is consistent with learning outcomes. According to 10% of teachers, the content is not consistent with the learning outcomes. 10% of teachers do not decide whether the material is consistent with learning outcomes.

### Sustainability of Evaluation System Adopted Under Syllabus:



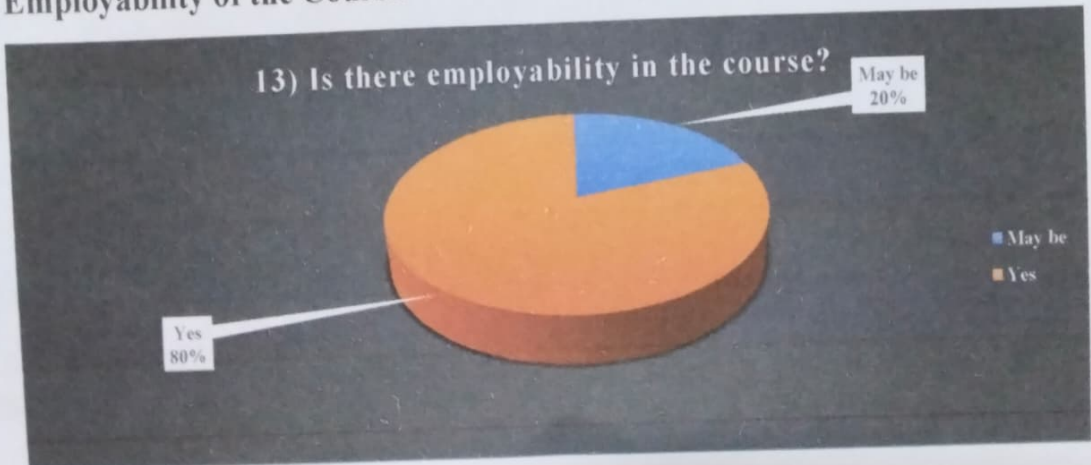
The University of Mumbai has adopted the CBCS pattern with the internal and external evaluation system. In that pattern, the assessment system adopted under the curriculum is sustainable. In this regard, responding to the above statement, the teachers expressed the opinion that the Sustainability of the evaluation system adopted under the syllabus is excellent or very good as shown in the chart. 20% of the teachers think that the Sustainability of the evaluation system adopted under the syllabus is excellent, 50% of the teachers think that the Sustainability of the evaluation system adopted under the syllabus is very good and 20% of the teachers think that the Sustainability of the evaluation system adopted under the syllabus is excellent good. Overall, 90% of teachers are satisfied with the above statement.

### Syllabus Practically Useful:




The above pie chart shows that 80% of teachers agreed that the syllabus is practically useful. 10% of teachers not agreed that the syllabus is practically useful and 10% of teachers do not decide whether the syllabus is practically useful.

### Employability of the Course:

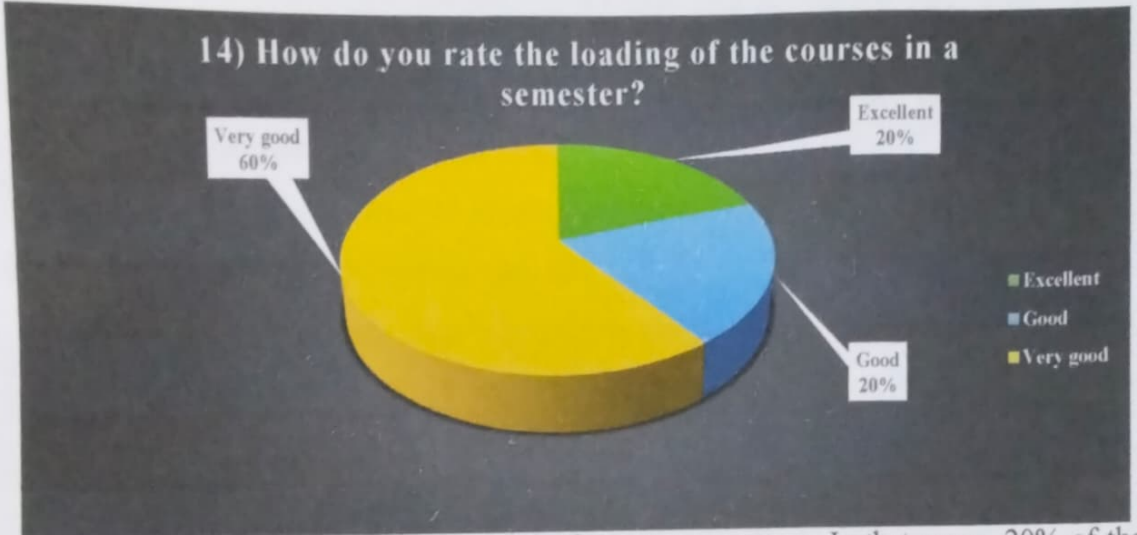






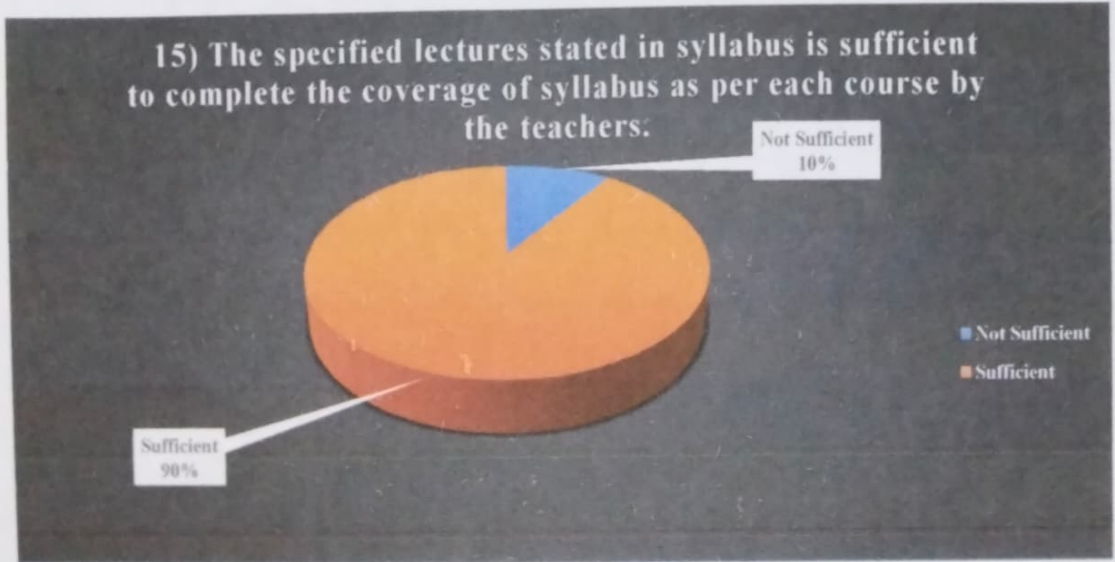
Although students gain knowledge through education, the main purpose of their education is to gain employment by learning. In this regard, the curriculum needs to be employable in the modern age. In that sense, 80% of teachers think the course is employable. 20% of teachers mentioned that the syllabus is probably employable.


### Loading of the Courses in a Semester:



There is a limited period to teach in the semester pattern. In that sense, 20% of the teachers agree that the loading of the courses in a semester is excellent, 60% of the teachers think that the loading of the courses in a semester is very good, and 20% of the teachers think that the loading of the courses in a semester is good.

### Sufficient Number of Lectures:





Responding to the above statement, the teachers expressed the opinion that the specified lectures stated in the syllabus are sufficient to complete the syllabus as per each course the teacher as shown in the chart. 90% of the teachers think that the specified lectures stated in the syllabus are sufficient to complete the syllabus as per each course. 10% of the teachers think that the specified lectures stated in the syllabus are not sufficient to complete the syllabus as per each course.

### Suggestions for Improving the Syllabus:

1. Include National values in the syllabus.
2. University Implementation of Annual Examination Pattern.
3. The course needs to be more employable.
4. The curriculum needs to include democratic values.
5. In syllabus should include the contents about current trends in markets.
6. Syllabus should be useful for competitive examinations too.
7. Requirement of addition current market situation in the syllabus.
8. The curriculum should improve practicality.

-----

**Prof. Archana Ghanghav**  
Co-ordinator  
Feedback Committee

**Prof. Dr. Pratik Singh**  
Sonubhai Baswant College of  
Arts and Commerce,  
Principal  
Shahapur, Dist. Thane - 421601.



**ANALYSIS REPORT OF  
EMPLOYERS FEEDBACK ON  
CURRICULUM**

**ACADEMIC YEAR: 2021-22**




Dnyaneshwari Trust's

# Sonubhau Baswant College of Arts and Commerce, Shahapur

Naginbhai Wasa Marg, Near Government Godown, Savroli Road, Shahapur

- ◆ UGC Recognised
- ◆ Affiliated to University of Mumbai
- ◆ Best College Award (2007-08)
- ◆ NAAC Re-Accredited Grade B+ [CGPA- 2.59]
- ◆ ISO 9001: 2015 Certified



## ANALYSIS REPORT OF EMPLOYERS FEEDBACK ON CURRICULUM ACADEMIC YEAR: 2021-22

### Introduction:

Feedback plays an important role in improving the curriculum as well as in the development of the educational institution. The College collects online feedback on various curriculum aspects and courses from different stakeholders such as the Students, Alumni, Faculty and Employers. The feedback collected from the individuals has been analyzed and taken into consideration for the development of the curriculum.

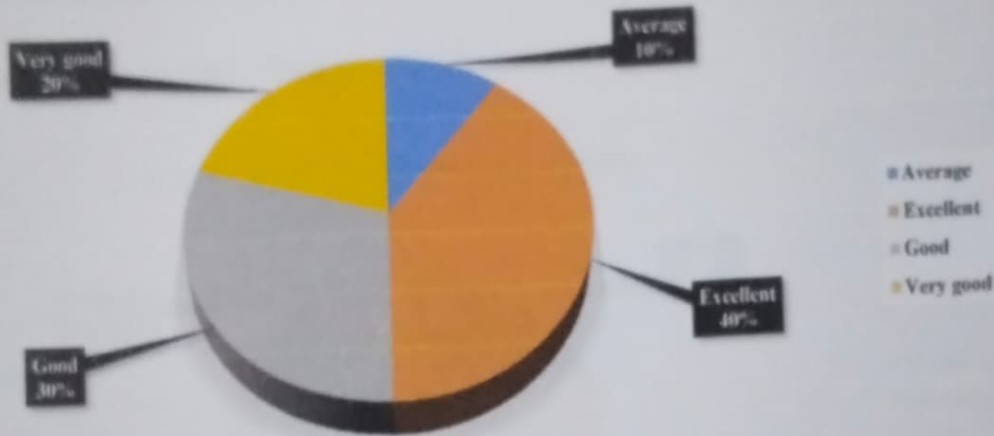
### Employers Feedback:

Our employers are our major stakeholders. Their feedback is valuable for us as it provides the basis for further enrichment in curriculum aspects and the overall performance of students. We have received feedback from the Trustee Committee and Executive Committee of our college. We have collected feedback from the employers where we ask our employers to comment on the curriculum. We have received feedback from our employers but no special comment was given on the curriculum. However, we did the following analysis from the received feedback forms. In general, employers are happy with the Curriculum designed by the University of Mumbai.

## Providing Employability:



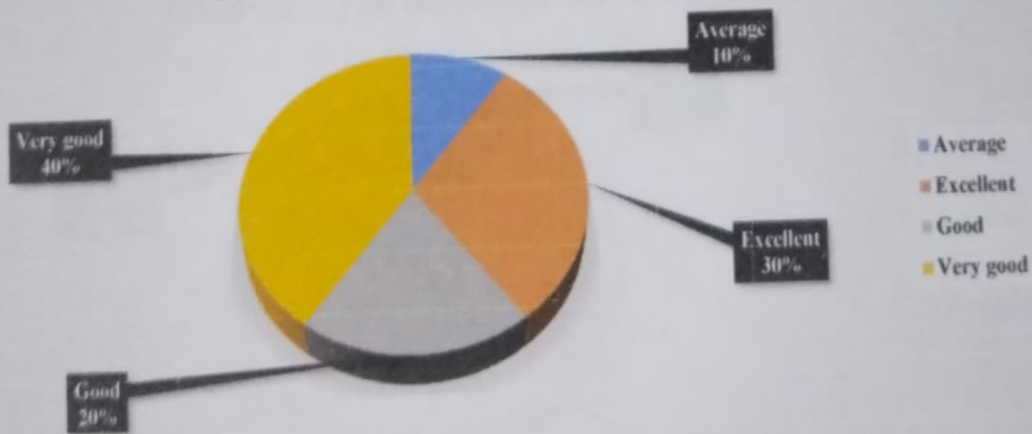
### 1. Relevance of courses for providing employability



Employer's feedback presented in Pie Chart shows that the Relevance of the course is useful for providing employability. 40% of employers said that the Course is suitable for providing employability are Excellent. The above chart shows that 20% of Employers said that the relevance of the course for providing employability is very good and 30% of Employers mentioned that it was good. 10% of employers said that the Relevance of the course in employability is average.

## Applicability of Courses:

### 2. Applicability of courses to real life situation.

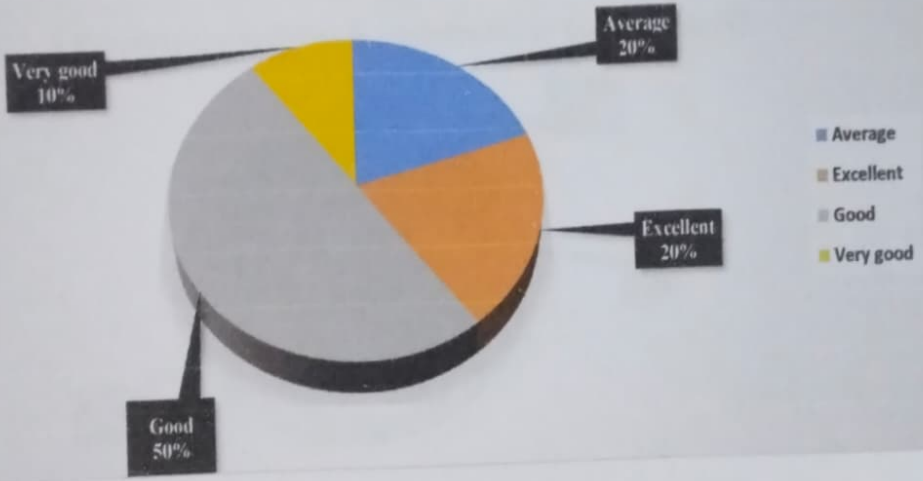


The above pie chart shows that this course is useful for dealing with real-life situations. According to 30% of employers, this course is excellent for real-life situations. The above

table shows that 10% of employers said that the course is very good for real-life situations and 20% of employers said it is good. 10% of employers said that the syllabus is not very useful in real-life situations.

**Availability of interdisciplinary courses:**

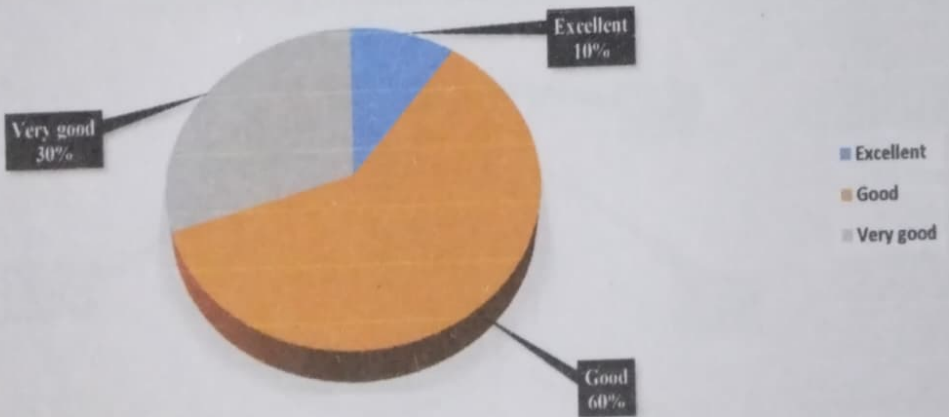
3. Availability of interdisciplinary courses.




There is not much availability of interdisciplinary courses in the education system of our country. However, according to 80% of employers, the availability of interdisciplinary courses is good. Whereas according to 20% of employers the availability of interdisciplinary courses is Average.

**Opportunity for developing skills in curriculum**

4. Opportunity for developing skills in curriculum

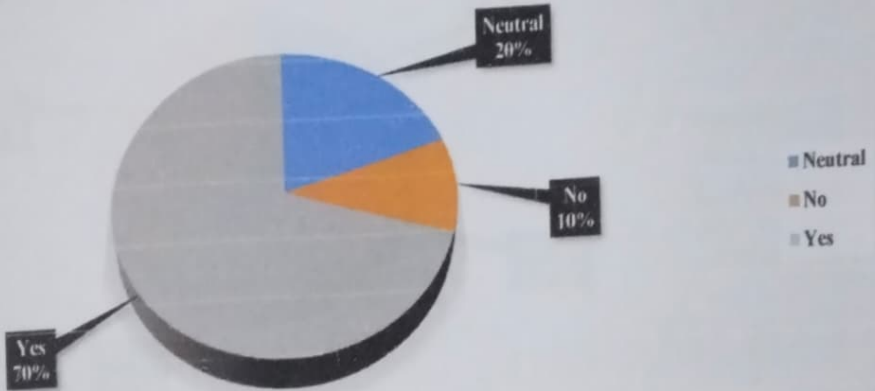


As shown in the above pie chart, 10 % of employers believe that the course helps to improve students' skills is excellent. 30 % of employers believe that the course helps to improve students' skills is very good and 60% of employers believe that the course helps to improve students' skills is good.



### The syllabus is contributed to human values:

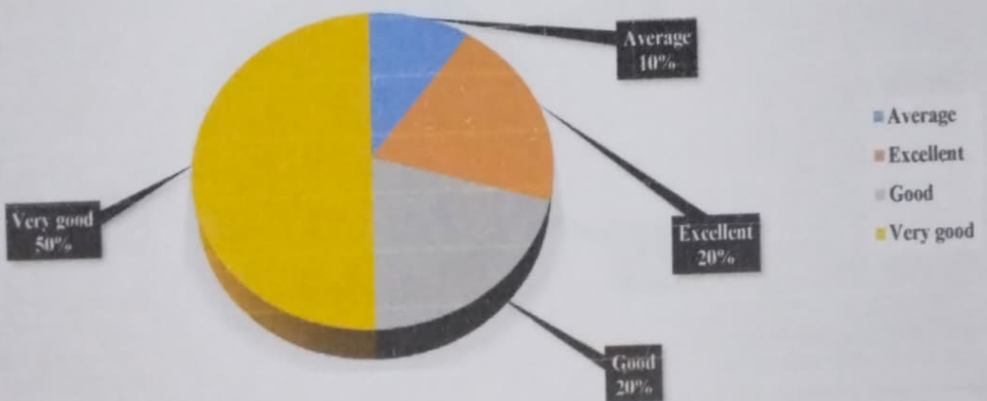
5. Whether the syllabus is contributed to human values?




Education is a tool for inculcating human values and ethics in the minds of students. Regarding the above question, 70% of employers said that the curriculum includes human values. 10% of employers do not agree with the above opinion. 20% of employers were confused about whether the curriculum should include human values.

### Equipping the students for higher studies:

6. Equipping the students for higher studies.

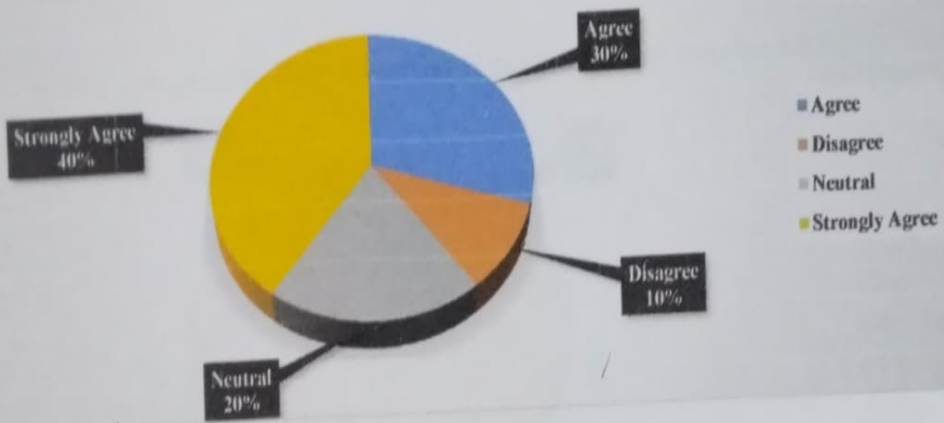


As shown in the above chart, 90% of employers mentioned that the courses are well equipped for further higher education. According to 10% of employers, the curriculum may be useful for further higher education.



### The curriculum is useful in creating a healthy society:

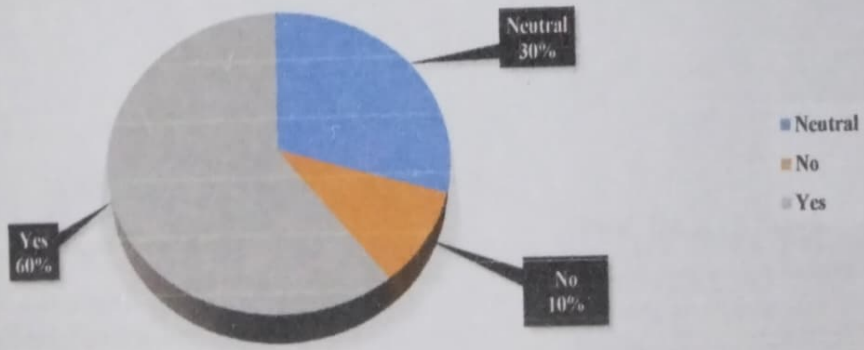
7 Whether the curriculum is useful in creating a healthy society?




Education plays an important role in civilizing society. In this regard, various components are included in the curriculum of any branch in order to create a healthy society. According to the above pie chart, 70% of employers believe that the curriculum is useful for building a healthy society. 10% of employers disagree with the above statement. Whereas 20% of employers are neutral about the above statement.

### 1 The curriculum satisfies democratic values:

8. Is the curriculum satisfy democratic values?

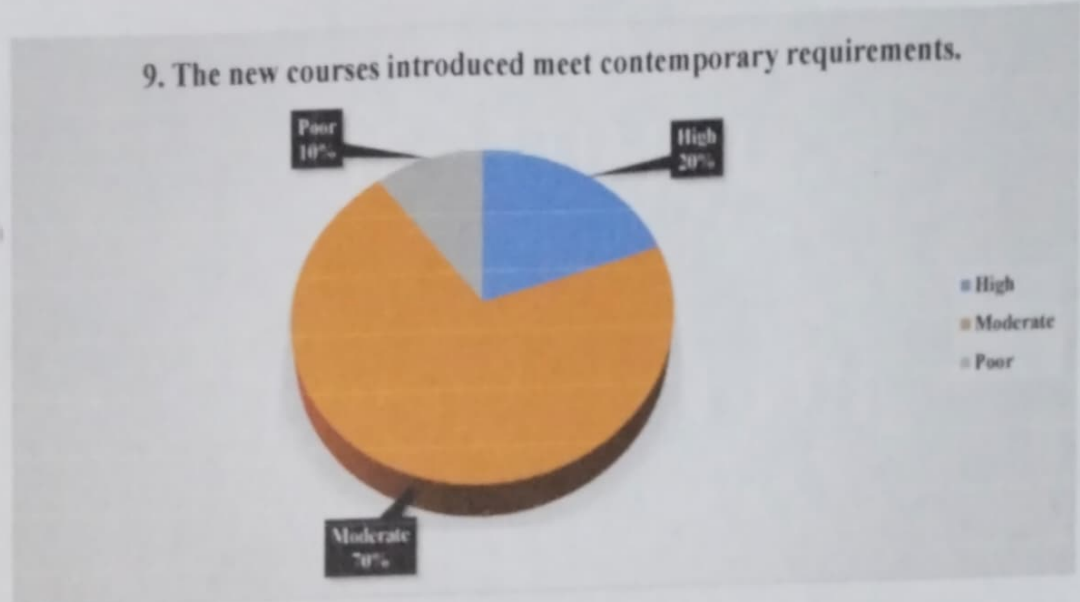






The democratic system is the backbone of India. To make democracy more prosperous it is necessary to cultivate democratic values. Hence democratic values are included in the curriculum. The above pie chart shows that 60% of employers are satisfied with the inclusion of democratic values in the curriculum. 10% of employers disagree with the above statement. Whereas 20% of employers are neutral about the above statement.


**The new courses introduced meet contemporary requirements:**



In the above pie chart, employers have expressed the opinion that the course meets the contemporary needs while evaluating the above questions asked to the participating employers. 30% of employers strongly agree that the curriculum meets contemporary requirements. The above table shows that 70% of employers said that the new curriculum moderately meets the contemporary requirements and 10% of the employers believe that the new curriculum is not useful to meet contemporary needs.

*[Signature]*  
**Prof. Archana Ghanghav**  
 Co-ordinator  
 Feedback Committee

*[Signature]*  
**Prof. Dr. Anil Singh**  
 I/c Principal  
 Sonubharwad College of  
 Arts and Commerce.  
 Shahapur, Dist. Thane - 421601.



# ANALYSIS REPORT OF ALUMNI FEEDBACK ON THE CURRICULUM

ACADEMIC YEAR 2021-22

SONUBHAU BASWANT COLLEGE OF ARTS AND  
COMMERCE, SHAHAPUR, TAL. SHAHAPUR,  
DIST. THANE (MS)



Dnyaneshwari Trust's  
**Sonubhau Baswant College of Arts and Commerce, Shahapur**

Naginbhai Wasa Marg, Near Government Godown, Savroli Road, Shahapur

- ◆ UGC Recognised
- ◆ Affiliated to University of Mumbai
- ◆ Best College Award (2007-08)
- ◆ NAAC Re-Accredited Grade B+ (CGPA- 2.54)
- ◆ ISO 9001: 2015 Certified



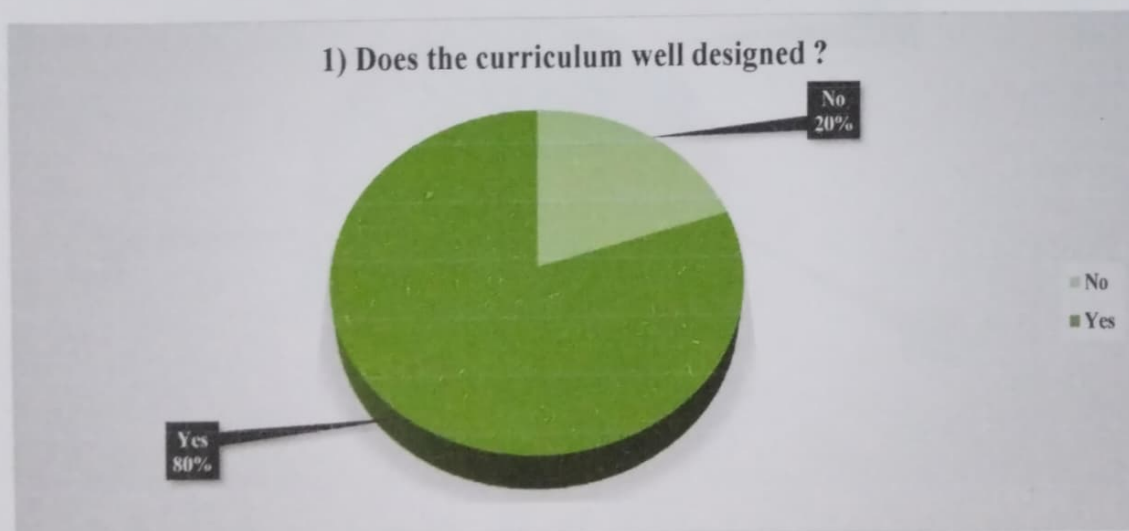
## ANALYSIS REPORT OF ALUMNI FEEDBACK ON CURRICULUM

ACADEMIC YEAR: 2021-22

### Introduction:

Feedback plays an important role in improving the curriculum as well as in the development of the educational institution. We are personally collecting feedback from our Alumni. We have designed a special feedback form on the curriculum. We are collecting feedback from Alumni on Course Content and Curriculum. It is the tradition of the college to involve alumni in its activities. We believe that alumni feedback is an important source of information for the betterment and development of the institution.

### Curriculum Structure:



According to the above pie chart, 80% of students mentioned that the syllabus is well designed and 20% of students think that the curriculum may be probably good no one agree that the curriculum is not well designed

## Curriculum and current trend: -



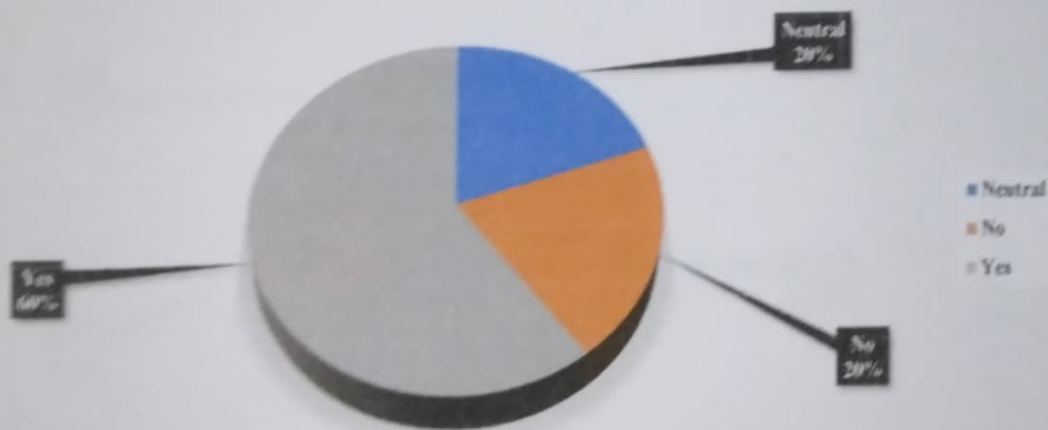
2) At what extent curriculum is matched to current trends?



In above diagram shows that the curriculum is matched to the current trend. Overall, most of the alumni give a good rating to the above statement.

## Problem-solving skills in Curriculum:

3) Are there any problem solving skills in the curriculum?

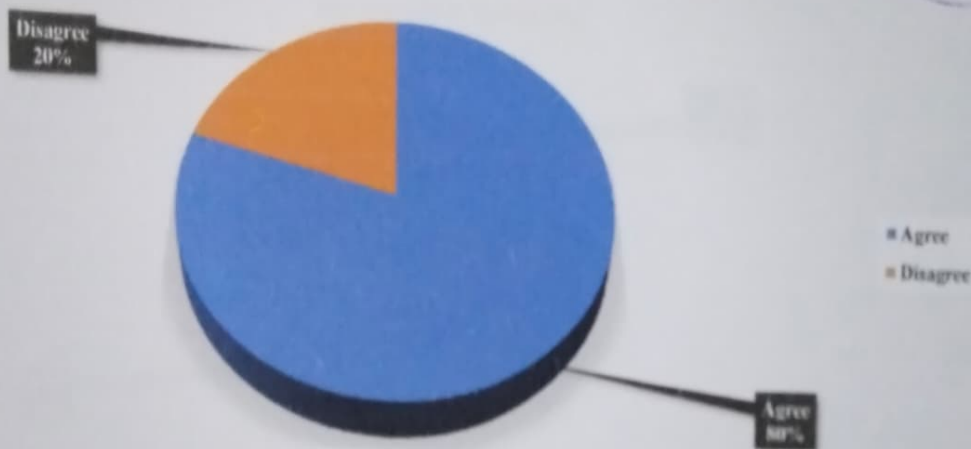


As shown in the above pie chart, 60% of the alumni said that the curriculum had problem-solving skills. 20% of alumni disagree and 20% of students could not express their views in this regard.

## Fulfillment of expectations in the curriculum:



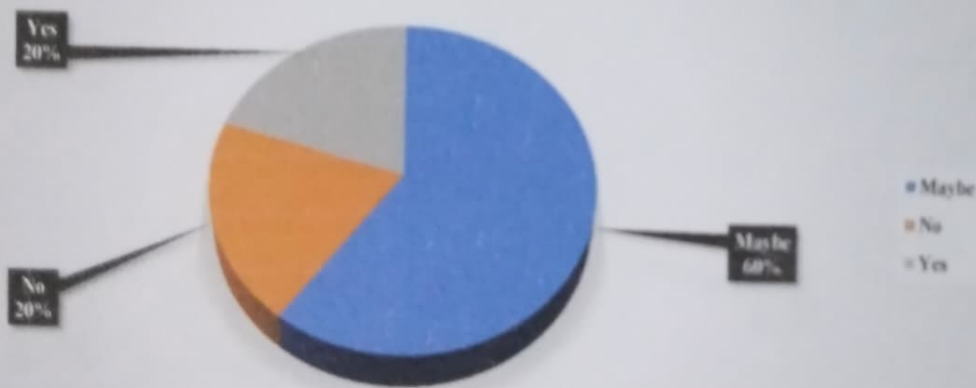
4) Your course curriculum are fulfill your expectations?



According to alumni opinion, 80% agree that the curriculum fulfills expectations and 20% of alumni disagree about the above statement.

## Employment focus:

5) Does the curriculum has focus on employability?

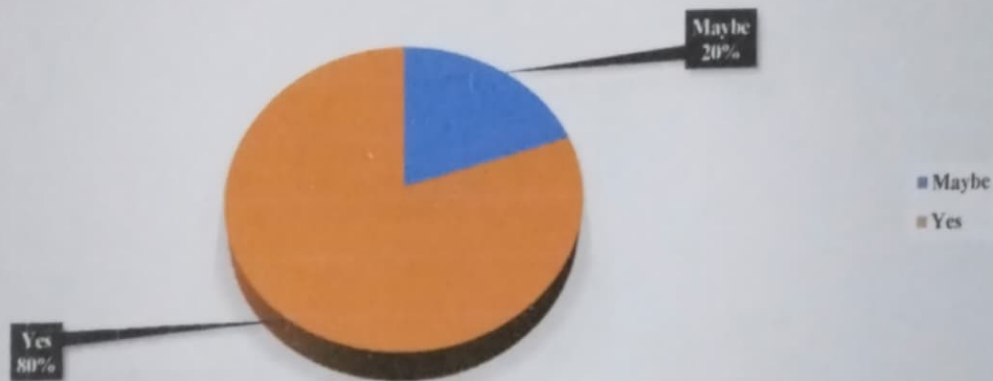


Alumni feedback presented by Pie Chart shows that the syllabus is focused on employability. 20% of students agree that the syllabus is focused on employability. The above chart shows that 20% of students do not agree with the above statement and 60% of students could not decide whether this syllabus is focused on employability.

## Innovativeness and Opportunities:



6) Does the syllabus has enough innovativeness and opportunities for creative thinking?



According to the above pie chart, 80% of the alumni agree that the syllabus had innovativeness and opportunities for creative thinking. 20% of students could not express their views in this regard.

## Relevance of degree and present job:

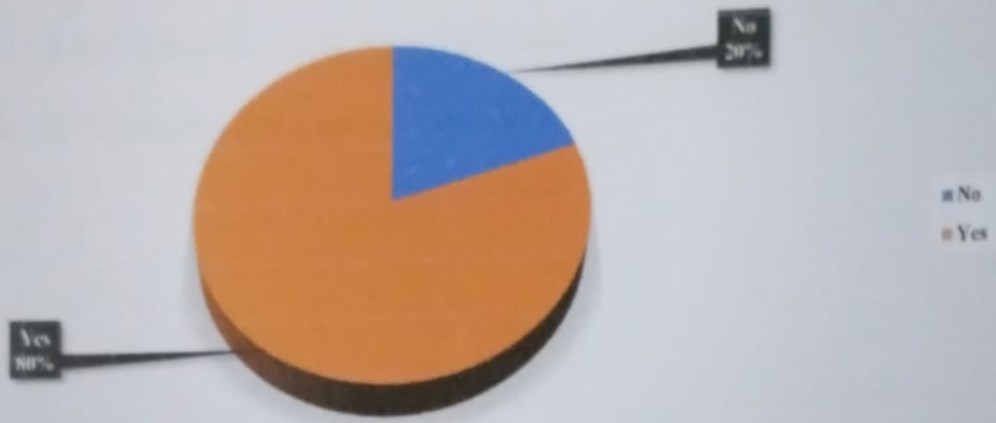
7) Do you agree the relevance of your degree to your present job?



The above chart shows that 60 % of the alumni agree that the syllabus is relevant to the present job. The above chart shows that 20% of alumni Strongly agree with the above statement. 20% of alumni disagree with the above statement.

### Helps in Research and post-graduation:

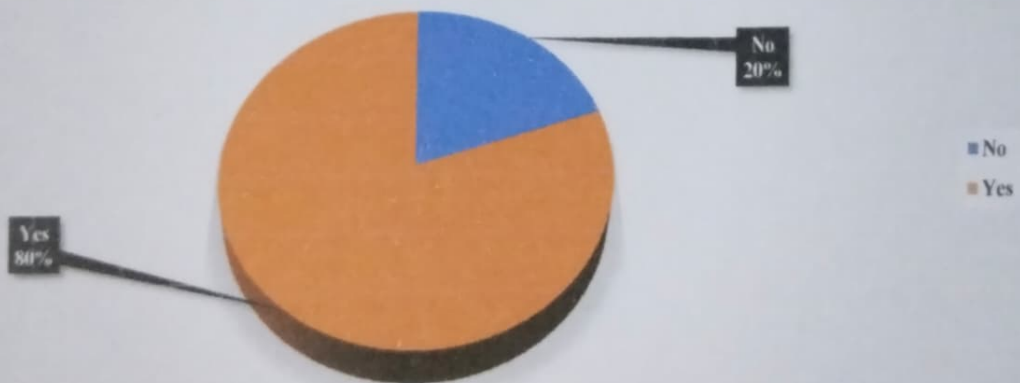
8) Whether the syllabus is useful for post graduation / research in the particular subject?



As per the above pie chart, 80% of the alumni said that the syllabus is useful for post-graduation/ research in a particular subject. 20% of alumni disagree.

### Help in employment: -


9) Is the curriculum has enough content for a student to acquire sufficient knowledge to secure a subject related job?




According to the above pie chart, 80% of the alumni said that the curriculum had enough content to acquire sufficient knowledge to secure subject-related jobs. 20% of alumni disagreed.

## Suggestions for Improving the Syllabus:

- 1) Market knowledge should be acquired.
  - 2) More practical, assignments and activities to be added to the application of the gained knowledge
  - 3) I think the syllabus will be improved the ability to work
  - 4) Job Oriented Syllabus needs to be included.
- 

  
Prof. Archana Ghanghav

Co-ordinator  
Feedback Committee

  
Prof. Dr. Anil Singh  
Principal  
Sonubhai Baswant College of  
Arts and Commerce,  
Shahapur, Dist. Thane - 421601.





Devasanikhi Trust's

# Sonubhau Baswant College of Arts and Commerce, Shahapur



Naginbhai Wasa Marg, Near Government Godown, Savroli Road, Shahapur

◆ UGC Recognized ◆ Affiliated to University of Mumbai ◆ Best College Award (2007-08)


◆ NAAC Re-Accredited Grade B+ [CGPA- 2.54] ◆ ISO 9001: 2015 Certified

---

## ACTION TAKEN REPORT ON CURRICULUM ACADEMIC YEAR 2021-22

Suggestions received on curriculum through feedback from Students, Teachers, Alumni and Employers are immediately communicated to members of various boards of studies and committees. As the institute is an affiliated college, the syllabus prepared by the university has to be followed. But since many of our teachers are actively involved in the curriculum restructuring process, the suggestions received through feedback are effectively implemented.



  
**I/c Principal**  
Sonubhau Baswant College of  
Arts and Commerce.  
Shahapur, Dist. Thane - 421601.